



Rue Montoyer, 51
B-1000 Brussels
Belgium
Tel: +32 2 894 30 51
Fax: +32 2 894 30 01
www.insuranceeurope.eu

**INSTITUTO DE INVESTIGACIÓN
SOBRE VEHÍCULOS, S.A.
CENTRO ZARAGOZA**

SPAIN

SPARE PARTS PRICE SURVEY

AT 1 JANUARY 2016

INDEX

	PAGE
Section 1 Introduction	1 – 4
Section 2 Statistical Analysis of 2016 Data	5 – 10
Section 3 Analysis of Part Price Movement 2015/2016	11 - 16
Section 4 Parts Manufacturer	19– 21
Section 5 General Information	22 – 24
a) Parts Cost Tables per Country and for all Countries	25 – 37
b) Generic Average Part Price Summary Tables	38 - 46
c) Part Price Summary Tables in Euros	47– 58
d) Parts Manufacturer - Part Price Summary Tables in Euros	59– 61
e) Duty Free Vehicle Prices in Tables and Graphs	62 – 70

SECTION 1.

INTRODUCTION

Background

European motor insurers are major purchasers of spare parts, currently spending some 17 billion Euros per annum on replacement parts for the repair of post accident vehicle damage. They therefore have an obvious interest in the prices of these parts since they represent such a significant portion of their material damage claims costs, which ultimately have to be passed onto the motorist via insurance premiums.

The IE Spare Part Price Survey has been carried out for a number of years. Its primary aim is to give the European insurance associations an awareness of part prices being charged by vehicle manufacturers across Europe. This enables individual member associations in their own countries to challenge manufacturers, should they wish to do so, where discrepancies exist (trends rather than individual part prices).

Method

The principal method of compiling this report remains the same as for earlier years, in as much as a group of popular cars are selected for the survey along with a list of 12 insurance sensitive parts. The vehicle models have been selected on the basis that they are widely available in Europe, thus allowing the same model to be compared between participating countries. It was also considered important that the sample should include vehicles ranging from small three-door models to luxury four-door vehicles.

The participating countries supply base prices (no transport costs, import taxes, etc.) in their own currencies. The report is then compiled using a table for each country with the basket of 12 parts for each vehicle. The total basket of parts cost for each vehicle in national currency is compared with the previous year. It is then converted into Euros and divided by the sum of the parts to give a ***generic average part price***. The ***generic average part price*** for each vehicle and country are finally brought together in a number of tables and comparisons made across countries and vehicles.

The analysis looks at the disparities in parts prices between the same model in different countries and between equivalent models in the same country. In addition it is now possible to make parts price comparisons between this year and 2015, emphasising significant price movements. The survey data is presented in tabular and graphical formats in each country's currencies and in Euros. This parts price can be compared between countries and models, and across years.

In the 2016 IE PARTS PRICE SURVEY there are 13 countries involved. Denmark and Greece are new, and Slovenia is absent. (*See Table 1*).

Table 1. Shows the 13 countries that have responded to the survey.

Country		
Austria	France	Poland
Belgium	Germany	Spain
Cyprus	Greece	UK
Denmark	Malta	
Finland	Norway	

The same models are used, permitting price comparisons between this and last year's surveys. The 2016 survey also includes the new Opel Corsa E, new Peugeot 308 II and the new Ford Mondeo.

The Opel Corsa E, Peugeot 308 and Ford Mondeo 2007 have been removed and replaced by the new Opel Corsa E, new Peugeot 308 II and the new Ford Mondeo, respectively.

Also, models are divided into the size categories A, B, C and D (*See Table 2*).

Table 2. Shows the 20 vehicles included in the study.

Category A	Category B	Category C	Category D
Ford Fiesta, Ambiente 1242 cc 2008	Citroen C4, Business 1598 cc 2011	BMW 3 Series, 320 d 1995 cc 2012	BMW 5 Series, 530 d 2993 cc 2011
Fiat Punto, Pop 1242 cc 2012	Ford Focus III, Trend 1596 cc 2012	Ford Mondeo, Trend- New 1499 cc 2014	Mercedes E Series Elegance, 2143 cc 2009
Renault Clio IV Authentique, 1149 cc 2014	Fiat Bravo, Dynamic 1368 cc 2007	Opel Insignia, Essentia 1796 cc 2009	
Opel Corsa E - New Expression 1398 cc 2014	Peugeot 308 II –New Access 1199 cc 2013	Toyota Avensis, Active 1598 cc 2011	
Peugeot 208, Access 1229 cc 2014	Renault Megane III Authentique, 1598 cc 2009	Audi A4, Basic 1798 cc 2009	
VW Polo, Bluemotion 1198cc 2011	Opel Astra J, Enjoy 1598 cc 2011		
	VW Golf VI, Advance 1968 cc 2008		

The basket of parts is unchanged from the 2008 survey, but in 2012 has included windscreen. The parts are listed in (*Table 3*) below.

The comparison of prices this year has been made with 12 parts.

Table 3. Shows the 12 parts used in the survey.

12 Parts	
Description	
Front Bumper	Rear Door
Bonnet	Rear Wing
Front Wing	Rear Lamp
Radiator	Boot Lid
Head Lamp	Rear Bumper
Front Door	Windscreen

Principal Facts

- Poland enjoys the lowest *generic average part price* at 306,8 Euros.
- Norway has the highest *generic average part price* at 418,1 Euros.
- Fiat Punto has the lowest *generic average part price* at 263,51 Euros.
- Mercedes E Series has the highest *generic average part price* at 585,32 Euros.
- Poland has the lowest *generic average part price* in A and B categories. Germany has the lowest in C and D categories. Norway is the most expensive country in A and B categories, and Malta is the most expensive in C and D categories.
In category A, the Fiat Punto has the lowest generic average part price, and Opel Corsa E has the highest. In category B the Fiat Bravo has the lowest generic average part price, and Opel Astra J has the highest. In category C, Toyota Avensis has the lowest generic average part price, and Opel Insignia has the highest.
In category D, the BMW 5 Series has the lowest generic average part price, and Mercedes E Series has the highest.
- For the **most representative vehicle**, Greece is the most inexpensive for category A, Cyprus for B category, Poland for C category and Germany for D category. Finland is the most expensive for A, Norway for B and C categories and Malta is the most expensive for D category.
- For a given part '*Bonnet*' for all categories, Norway is the most expensive country, with Germany, Cyprus and Poland who also appearing as most frequently as the cheapest.
- The ratio between the **generic average part price** and vehicle price shows that the higher the price of the vehicle the greater the differential between generic average part price and vehicle price. In other words, the parts prices do not generally increase in proportion to the vehicle price.

- The *generic average part price* to vehicle price ratio has increased in this year's survey compared with last year, for 14 out of 20 vehicles, 3 models has decreased and the rest of models (3) are new.
- Analysis of **part price movement** in 2015 - 2016.

Price movement changes higher than 100%.

- There are 21 prices with changes higher than 100 %.
- 100 % of these cases have shown an increase in value.
- 38 % of these cases are non sheet metal parts.
- 76 % of these prices are in the 100% - 200% range

Price movement changes in the 50% - 100% range.

- There are 46 prices with changes in the 50% - 100% range.
- 96 % of these cases have shown an increase in value.
- 26 % of these cases are non sheet metal parts.
- 80 % of these prices are in the 50% - 80% range.

Price movement changes in the 30% - 50%.

- There are 60 prices with changes in the 30% - 50% range.
- 72 % of the cases have shown an increase in value.
- 45 % of the cases are non sheet metal parts.
- 57 % of the prices are in the 30% - 40% range.

- Part price movement analysis of three sheet metal parts **Bonnet, Boot Lid and Front Wing**.
 - In general, there are not important price differences for the Bonnet, Boot Lid and Front Wing, except the increase of Renault Clio IV Boot Lid.
- Comparative between **Parts manufacturer** and **Cars manufacturer**.
 - The average price of Radiator (Parts Manufacturer) is 37,3 % lower.
 - The average price of Head Lamp (Parts Manufacturer) is 29 % lower.
 - The average price of Rear Lamp (Parts Manufacturer) is 33,7 % lower.

Problems encountered with the Survey

- In spite of a great number of countries send the original questionnaire with the data by e-mail, some countries remains sending the data using other different format (word or excel in different files, instead of the excel original file).
- Currency fluctuations affect part prices when making comparisons in Euros. (Except countries Euro Zone.)

SECTION 2.

STATISTICAL ANALYSIS OF 2016 DATA

Main Vehicle Parts Cost Tables (*Pages 25 to 37*)

These single country tables show the individual cost of 12 parts for the 20 vehicles expressed in Euros or in local currency. The *generic average part prices* are also expressed in Euros for comparison purposes. An Exchange Rate Movement Table (Table 23 and 24) is provided on *Page 24*.

Tables of generic average part prices in Euros (*Pages 38 to 46*)

The *generic average part prices* are held in 5 tables. The first contains all vehicle categories and all countries. Realistic comparisons should only be made between the averages for each country since it would be unfair to compare dissimilar vehicles, though it is interesting to note the trends within the vehicle categories. In this table Norway holds first place with the highest *generic average part price* for 20 vehicles at 418,10 Euros, with Poland having the lowest at 306,83 Euros. The remaining 4 tables refer to each specific vehicle category.

The Generic Average Part Price Table Analysis: Category A (*Page 39*)

- (a) Norway holds first place with the highest *generic average part price* for 6 vehicles at 344,38 Euros, with Poland having the lowest at 236,77 Euros.
- (b) The Opel Corsa E has the highest *generic average part price* at 306,04 Euros, with the Fiat Punto having the lowest at 263,51 Euros.

The Generic Average Part Price Table Analysis: Category B (*Page 41*)

- (a) In this category Norway has the highest *generic average part price* for 7 vehicles at 391,20 Euros, with Poland having the lowest at 284,32 Euros.
- (b) The Opel Astra J has the highest *generic average part price* at 378,08 Euros, with the Fiat Bravo having the lowest at 282,60 Euros.

The Generic Average Part Price Table Analysis: Category C (*Page 43*)

- (a) Malta has the highest *generic average part price* for 5 vehicles at 468,05 Euros, with Germany having the lowest at 339,36 Euros.
- (b) The Opel Insignia has the highest *generic average part price* at 416,16 Euros, with the Toyota Avensis having the lowest at 363,32 Euros.

The Generic Average Part Price Table Analysis: Category D (*Page 45*)

- (a) Malta has the highest *generic average part price* for 2 vehicles at 717,54 Euros, with Germany having the lowest at 482,27 Euros.
- (b) The Mercedes E series has the highest *generic average part price* at 585,32 Euros, with the BMW 5 series having the lowest at 581,60 Euros.

The *generic average part price* by country and by vehicle category is illustrated in graphical form. (Pages 38 to 46).

Table 4. Classification by Country - All Vehicles
Generic average part price in Euros

2016					
Country		Position 2015	Average Price 2016	Average Price 2015	% Change 16-15
1.	Poland	1	306,8	295,7	3,77%
2.	Germany	2	312,9	303,2	3,18%
3.	Greece (**)	*	316,6	-	-
4.	Spain	4	330,9	325,2	1,77%
5.	France	5	335,8	325,6	3,12%
6.	Austria	6	337,4	326,0	3,51%
7.	Belgium	7	341,0	332,4	2,59%
8.	Denmark	*	360,3	-	-
9.	Cyprus	10	361,6	347,9	3,91%
10.	UK	8	364,7	336,6	8,34%
11.	Finland	11	380,7	365,2	4,25%
12.	Malta	3	382,2	324,1	17,93%
13.	Norway	12	418,1	413,4	1,14%

(*) Not send survey in 2015.

(**) Not send all parts vehicles prices.

Table 5. Classification by Vehicle – All Countries
Generic average part price in Euros

2016				
Model	Category	Average Price 2016	Average Price 2015	% Change 16-15
FIAT PUNTO	A	263,5	257,6	2,30%
VOLKSWAGEN POLO	A	266,9	249,0	7,20%
FORD FIESTA 08	A	270,2	268,3	0,72%
FIAT BRAVO	B	282,6	279,2	1,23%
RENAULT CLIO IV	A	288,5	254,0	13,57%
PEUGEOT 208	A	290,1	280,4	3,46%
FORD FOCUS III	B	293,2	285,3	2,77%
OPEL CORSA E - new	A	306,0	-	-
RENAULT MEGANE III	B	307,5	294,1	4,56%
VW GOLF VI	B	307,9	283,6	8,57%
PEUGEOT 308 II - new	B	342,1	-	-
CITROEN C4	B	348,1	327,0	6,43%
TOYOTA AVENSIS 2011	C	363,3	363,8	-0,12%
AUDI A4	C	370,8	339,6	9,19%
FORD MONDEO (14) - new	C	376,1	-	-
OPEL ASTRA J	B	378,1	356,0	6,20%
BMW 3 SERIES	C	396,1	379,1	4,5%
OPEL INSIGNIA	C	416,2	381,5	9,1%
BMW 5 SERIES	D	581,6	547,2	6,3%
MERCEDES E SERIES 09	D	585,3	566,9	3,3%

- The generic **average part price** pertaining to the most representative vehicle across the European market for the four categories A, B, C and D. Indicating for 2016 the country where the average was the most expensive, the least expensive, and the country whose average was closest to the average price. The differences between the three prices are also shown. The result of this analysis is shown in **Table 6**.

Table 6. Most representative market vehicle for each of the different categories with **generic average part price** analysis across countries in Euros.

	CATEGORY A		CATEGORY B	
	Renault Clio IV		VW Golf VI	
Lowest	Greece	242,00	Cyprus	242,46
Difference		51,12		59,95
Average	Denmark	293,12	Poland	302,41
Difference		132,54		117,59
Highest	Finland	425,67	Norway	420,00

	CATEGORY C		CATEGORY D	
	Opel Insignia		BMW 5 Series	
Lowest	Poland	338,78	Germany	496,43
Difference		85,76		77,07
Average	Belgium	424,54	Norway	573,50
Difference		75,50		207,83
Highest	Norway	500,05	Malta	781,33

- The **most frequently replaced part**. It was agreed to adopt the **bonnet** and show the differences per vehicle between the most expensive country and the least expensive, and the differences between these prices and the average price. The result of this analysis is shown in **Tables 7, 8, 9 and 10**.

Tables 7, 8, 9 and 10. The countries where the most frequently replaced part (**Bonnet**) for categories A, B, C and D is priced lowest, highest and the average, with the differences between the three prices.

Table 7.

CATEGORY A Bonnet	Ford Fiesta	Fiat Punto	Renault Clio IV	Opel Corsa E -new	Peugeot 208	VW Polo
Lowest	Cyprus 174,92	Poland 170,45	Greece 242,00	Poland 228,67	Germany 241,52	Cyprus 187,20
Difference	30,51	71,74	118,21	61,49	58,37	92,64
Average	205,43	242,20	360,21	290,16	299,89	279,84
Difference	31,59	80,40	199,79	79,04	96,74	158,65
Highest	237,02 Austria	322,59 Norway	560,00 Finland	369,20 Malta	396,63 Norway	438,49 Norway

Table 8.

CATEGORY B Bonnet	Citroen C4	Ford Focus III	Fiat Bravo	Peugeot 308 - new	Renault Megane III	Opel Astra J	VW Golf VI
Lowest	Greece 307,31	Cyprus 229,93	Cyprus 187,27	Greece 258,82	Malta 262,40	Poland 310,37	Germany 287,00
Difference	76,69	45,75	50,35	69,31	51,79	77,65	79,29
Average	384,00	275,68	237,62	328,13	314,19	388,02	366,29
Difference	132,59	35,89	39,16	130,77	51,31	172,15	125,84
Highest	516,59 Norway	311,57 Austria	276,78 Norway	458,90 Norway	365,50 Denmark	560,17 Cyprus	492,13 Malta

Table 9.

CATEGORY C Bonnet	BMW 3 Series	Ford Mondeo -new	Opel Insignia	Toyota Avensis	Audi A4
Lowest	Germany 248,57	Norway 259,59	Poland 506,40	Germany 319,31	Cyprus 323,30
Difference	138,87	70,26	116,83	108,38	133,20
Average	387,44	329,85	623,24	427,69	456,50
Difference	245,43	153,52	151,48	142,68	222,84
Highest	632,87 UK	483,37 Malta	774,72 Norway	570,37 Austria	679,34 Norway

Table 10.

CATEGORY D Bonnet	BMW 5 Series	Mecedes E Series
Lowest	UK 814,43	Germany 704,03
Difference	102,97	199,72
Average	917,39	903,75
Difference	328,61	423,38
Highest	1.246,00 Malta	1.327,13 Norway

- I. The **Generic average part price** per country for each vehicle in the four categories is compared with the price of the vehicle. The result of this analysis is shown in **Table 11**.

Table 11. Generic average part price to vehicle price ratio analysis.

MODEL	PARTS-VEHICLE PRICE RATIO	CATEGORY AVERAGE
CATEGORY A		
FORD FIESTA 08	0,0273	0,0259
FIAT PUNTO	0,0259	
RENAULT CLIO IV	0,0269	
OPEL CORSA E	0,0277	
PEUGEOT 208	0,0242	
VOLKSWAGEN POLO	0,0232	
CATEGORY B		
CITROEN C4	0,0235	0,0217
FORD FOCUS III	0,0180	
FIAT BRAVO	0,0207	
PEUGEOT 308 II	0,0241	
RENAULT MEGANE III	0,0235	
OPEL ASTRA J	0,0251	
VW GOLF VI	0,0170	
CATEGORY C		
BMW 3 SERIES	0,0133	0,0180
FORD MONDEO 14	0,0185	
OPEL INSIGNIA	0,0220	
TOYOTA AVENSIS 2011	0,0202	
AUDI A4	0,0158	
CATEGORY D		
BMW 5 SERIES	0,0135	0,0147
MERCEDES E SERIES 09	0,0159	

- The data received, referring to duty free all Vehicle price, sent by the different countries are very few (only five countries have sent some prices)
- I. The **year on year comparison** (2016 compared with 2015). It was decided that a collection of three sheet steel parts would be taken, the **bonnet**, the **front wing** and the **boot lid/tailgate**, in order to show for each vehicle in each category the differences between these prices and the average price. The result of this analysis is shown in **Section 3**, Analysis of Part Price Movement 2015 – 2016, in **Tables 15, 16 and 17**.

SECTION 3.

ANALYSES OF PART PRICE MOVEMENT 2015 - 2016

For the analysis of part price movement 2015 to 2016 three tables in national currency have been used and one in Euros for comparison between countries. **Table 12** shows part price movements that are higher than 100%. **Table 13** shows part price movements that are between 50% and 100%. **Table 14** shows part price movements that are between 30% and 50%.

1. **Table 12.** Parts - Models - Countries, with changes in prices higher than 100%. The cases (part-model-country) indicated by '@' also featured in one of these part prices % changes tables in the 2015 IE Spare Part Prices Survey.

COUNTRY	MODEL	PART	2016	2015	% CHANGE
<i>Austria (Euros)</i>	Renault Clio IV	Boot lid	428,28	212,81	101,25%
	Peugeot 208	Head Lamp	425	81,2	423,40%
<i>Belgium (Euros)</i>	Renault Clio IV	Boot lid	469,79	187,44	150,63%
<i>Cyprus (Euros)</i>	BMW 5 Series	Rear Lamp@	329,48	149,35	120,61%
<i>Finland (Euros)</i>	Renault Clio IV	Bonnet	560	274,19	104,24%
		Boot lid	718,00	268,29	167,62%
<i>France (Euros)</i>	Renault Clio IV	Boot lid	477,21	203,39	134,63%
<i>Germany (Euros)</i>	Renault Clio IV	Boot lid	464,31	197,45	135,15%
<i>Malta (Euros)</i>	Citroën C4	Windscreen	364,31	139,21	161,70%
	Opel Astra J	Rear Lamp	685,01	139,42	391,32%
	VW Golf VI	Rear Wing	562,74	204,68	174,94%
	BMW 3 Series	Bonnet	626,44	309,84	102,18%
	Audi A4	Rear Lamp	305,48	87,47	249,24%
<i>Norway (Kronos)</i>	Fiat Punto	Rear wing	3.713,00	1.080,00	243,80%
	Renault Clio IV	Rear Lamp	1.325,00	405,00	227,16%
		Rear Wing	12.489,00	5.573,00	124,10%
<i>Poland (Zloty)</i>	Renault Clio IV	Boot lid	1.908,00	692,97	175,34%
<i>Spain (Euros)</i>	Renault Clio IV	Boot Lid	542,77	189,85	185,89%
<i>UK (Pounds)</i>	Ford Focus III	Front Bumper	398,40	187,86	112,07%
		Rear Lamp	160,21	72,49	121,01%
		Rear Bumper	394,18	169,91	132,01%

There are 21 prices with changes higher than 100 %.

38 % of the above cases are non sheet metal parts.

76 % of the prices are in the 100% - 200% range.

Table 13. Parts - Models - Countries, with changes in prices in the 50% - 100% range. The cases (part-model-country) indicated by '@' also featured in one of these part prices % changes tables in the 2015 IE Spare Part Prices Survey.

COUNTRY	MODEL	PART	2016	2015	% CHANGE
<i>Austria (Euros)</i>	Renault Megane III	Front Wing	147,59	78,32	88,44%
	Opel Insignia	Rear Wing	327,5	198	65,40%
<i>Belgium (Euros)</i>	Fiat Bravo	Front Wing	211,39	111,86	88,98%
	Opel Insignia	Rear Wing	337,5	200	68,75%
<i>Cyprus (Euros)</i>	Peugeot 208	Head Lamp	317,32	199,82	58,80%
<i>Finland (Euros)</i>	Opel Insignia	Rear Wing	362,50	222,50	62,92%
<i>France (Euros)</i>	Opel Insignia	Rear Wing	364,00	218,00	66,97%
<i>Germany (Euros)</i>	Renault Clio IV	Front wing	151,63	93,16	62,76%
	Opel Insignia	Rear Wing	276,00	166,50	65,77%
<i>Malta (Euros)</i>	VW Polo	Front Door@	508,43	305,44	66,46%
		Rear Wing@	441,87	258,00	71,27%
		Boot lid@	567,69	310,26	82,97%
		Rear Bumper	259,88	168,98	53,79%
	Citroën C4	Bonnet	411,62	252,81	62,82%
		Front wing	179,35	96,01	86,80%
	Opel Astra J	Boot Lid	173,57	548,77	-68,37%
	VW Golf VI	Bonnet	492,13	248,74	97,85%
		Front Door@	606,19	347,12	74,63%
		Rear Door@	564,64	345,36	63,49%
		Boot Lid	550,27	348,08	58,09%
	BMW 3 Series	Front Wing	274,67	168,82	62,70%
		Radiator	428,72	275,94	55,37%
		Front Door	709,43	444,08	59,82%
		Rear Door	703,98	465,77	51,14%
		Rear Lamp	272,25	156,62	73,83%

COUNTRY	MODEL	PART	2016	2015	% CHANGE
Malta (Euros)	Audi A4	Radiator	132,43	84,76	56,24%
		Rear Door@	736,00	372,41	97,63%
	BMW 5 Series	Front Bumper@	809,00	506,44	59,74%
		Bonnet@	1.246,00	811,53	53,54%
		Front Wing	506,00	322,04	57,12%
		Radiator	619,00	372,89	66,00%
		Front Door	1.027,00	679,33	51,18%
		Rear Door	1.019,00	674,58	51,06%
		Rear Wing	931,00	618,99	50,41%
		Rear Lamp	341,00	216,96	57,17%
		Rear Bumper@	926,00	614,24	50,76%
		Norway (Kronos)	Renault Clio IV	Rear Wing	6.880,00
Rear Bumper	1.895,00			980,00	93,37%
Opel Insignia	Rear Wing		3.907,00	2.483,00	57,35%
Poland (Zloty)	VW Golf VI	Bonnet	2.040,16	1.299,73	56,97%
	Opel Insignia	Rear Wing	1.213,00	722,50	67,89%
Spain (Euros)	Opel Insignia	Rear Wing	302,50	181,00	67,13%
UK (Pounds)	Citroën C4	Boot Lid	179,38	421,00	-57,39%
	Ford Fiesta	Front Bumper	349,14	182,48	91,33%
		Rear Bumper	360,14	216,79	66,12%
	Opel Insignia	Rear Wing	249,00	125,00	99,20%

96 % of the above cases have shown an increase in value.

26% of the above cases are non sheet metal parts.

80 % of the prices are in the 50% - 80% range.

Table 14. Parts - Models - Countries, with changes in prices in the 30% - 50% range. The cases (part-model-country) indicated by '@' also featured in one of these part prices % changes tables in the 2015 IE Spare Part Prices Survey.

COUNTRY	MODEL	PART	2016	2015	% CHANGE	
Austria (Euros)	Renault Clio IV	Rear Wing	506,38	380,60	33,05%	
		Radiator	121,08	197,6	-38,72%	
	VW Polo	Radiator	229,5	156	47,12%	
		Citroën C4	Radiator	163,53	288,23	-43,26%
Cyprus (Euros)	Peugeot 208	Radiator	142,01	229,01	-37,99%	
		Rear wing	541,53	382,40	41,61%	
	VW Golf	Bonnet	340,83	235,47	44,74%	
		BMW 5 Series	Rear Bumper	834,17	611,20	36,48%
Finland (Euros)	Renault Clio IV	Rear Door	450,00	345,16	30,37%	
		Rear Lamp	131,00	96,77	35,37%	
		Windscreen	227,00	162,90	39,35%	
	Citroën C4	Rear Bumper	520,16	363,71	43,02%	
		Ford Focus III	Windscreen	252,61	450,72	-43,95%
		Renault Megane III	Boot Lid	543,00	416,94	30,23%
France(Euros)	VW Polo	Rear Wing	521,01	371,39	40,29%	
	VW Golf	Head Lamp	263,59	196,28	34,29%	
Germany (Euros)	Citroën C4	Radiator	159,10	283,11	-43,80%	
		Windscreen	278,14	202,27	37,51%	
Malta (Euros)	Fiat Punto	Bonnet	201,78	334,83	-39,74%	
		Front wing	77,34	130,77	-40,86%	
		Radiator	155,50	238,83	-34,89%	
		Head Lamp	147,57	224,3	-34,21%	
	VW Polo	Front Bumper	273,00	189,57	44,01%	
		Bonnet	265,39	197,14	34,62%	
		Front wing	143,98	106,04	35,78%	
		Head Lamp	189,87	130,28	45,74%	
		Rear lamp	81,18	58,92	37,78%	
		Citroën C4	Head Lamp	203,00	147,22	37,89%
			Boot Lid	579,25	408,80	41,70%
			Rear Bumper@	289,00	443,21	-34,79%
	Fiat Bravo	Boot lid@	343,55	636,13	-45,99%	
	Ford Focus III	Rear door	326,08	487,12	-33,06%	
		Rear Lamp	197,17	147,02	34,11%	
	VW Golf VI	Front Bumper	359,89	258,64	39,15%	
Front Wing		176,36	127,92	37,87%		
Head Lamp		210,58	157,09	34,05%		
Rear Lamp		78,28	59,35	31,90%		
	Rear Bumper	340,87	252,90	34,78%		

COUNTRY	MODEL	PART	2016	2015	% CHANGE
<i>Malta (Euros)</i>	BMW 3 Series	Rear Wing	820,11	553,91	48,06%
		Boot Lid	688,00	475,93	44,56%
		Windscreen	331,71	224,40	47,82%
	Audi A4	Front Bumper	707,00	530,85	33,18%
		Bonnet	590,13	406,79	45,07%
		Head Lamp@	824,00	555,26	48,40%
		Rear Bumper@	450,00	302,23	48,89%
		Windscreen	372,00	250,18	48,69%
		BMW 5 Series	Boot Lid	887,00	601,36
<i>Norway(Kronos)</i>	Renault Clio IV	Rear Door	4.400,00	7.600,00	-42,11%
		Windscreen	2.720,00	2.075,00	31,08%
	Citroën C4	Front Bumper	1.822,00	3.232,00	-43,63%
		Head Lamp	3.195,00	2.429,00	31,54%
		Boot Lid	3.552,00	5.407,00	-34,31%
		Windscreen	2.828,00	2.102,00	34,54%
	Renault Megane III	Front Wing	2.270,00	1.725,00	31,59%
<i>Spain (Euros)</i>	Ford Focus III	Rear Door	293,23	208,63	40,55%
	Fiat Bravo	Front Wing	159,00	121,16	31,23%
<i>UK(Pounds)</i>	Ford Focus III	Head Lamp	124,82	201,18	-37,96%
		Rear Door	249,23	388,75	-35,89%
		Boot Lid	271,80	185,77	46,31%
		Windscreen	212,40	146,95	44,54%

72 % of the above cases have shown an increase in value.

45 % of the above cases are non sheet metal parts.

57 % of the prices are in the 30% - 40% range.

Table 15. Price analysis of the *Bonnet* for each vehicle in each category, showing the averages across countries for 2016/2015, and the differences between them.

BONNET	AVERAGE	AVERAGE	DIFFERENCE
MODEL	2016	2015	(2016-2015)
Category A			
FORD FIESTA 08	205,4	198,3	7,2
FIAT PUNTO	242,2	249,9	-7,7
RENAULT CLIO IV	360,2	326,2	34,0
OPEL CORSA E – new	290,2	-	-
PEUGEOT 208	299,9	293,4	6,5
VOLKSWAGEN POLO	279,8	254,0	25,8
Category B			
CITROEN C4	384,0	358,4	25,6
FORD FOCUS III	275,7	272,7	3,0
FIAT BRAVO	237,6	226,0	11,6
PEUGEOT 308 II - new	328,1	-	-
RENAULT MEGANE III	314,2	308,1	6,1
OPEL ASTRA J	388,0	352,6	35,4
VW GOLF VI	366,3	321,9	44,3
Category C			
BMW 3 SERIES	387,4	367,1	20,3
FORD MONDEO 14 - new	329,9	-	-
OPEL INSIGNIA	623,2	589,6	33,6
TOYOTA AVENSIS 11	427,7	436,3	-8,6
AUDI A4	456,5	412,6	43,9
Category D			
BMW 5 SERIES	917,4	895,9	21,5
MERCEDES E SERIES 09	903,7	880,1	23,6

Table 16. Price analysis of the *Boot Lid/Tailgate* for each vehicle in each category, showing the averages across countries for 2016/2015, and the differences between them.

BOOT LID	AVERAGE	AVERAGE	DIFFERENCE
MODEL	2016	2015	(2016-2015)
Category A			
FORD FIESTA 08	373,2	389,0	-15,8
FIAT PUNTO	561,3	548,0	13,2
RENAULT CLIO IV	506,7	233,0	273,7
OPEL CORSA E - new	571,9	-	-
PEUGEOT 208	559,5	535,4	24,1
VOLKSWAGEN POLO	454,2	415,8	38,4
Category B			
CITROEN C4	455,4	467,7	-12,3
FORD FOCUS III	369,3	360,7	8,6
FIAT BRAVO	556,2	579,9	-23,7
PEUGEOT 308 II - new	686,6	-	-
RENAULT MEGANE III	494,4	487,6	6,8
OPEL ASTRA J	563,9	566,3	-2,4
VW GOLF VI	483,6	440,2	43,4
Category C			
BMW 3 SERIES	518,9	493,5	25,4
FORD MONDEO 14 - new	881,1	-	-
OPEL INSIGNIA	640,6	584,5	56,1
TOYOTA AVENSIS 11	464,3	454,2	10,1
AUDI A4	506,9	479,1	27,8
Category D			
BMW 5 SERIES	628,7	597,4	31,3
MERCEDES E SERIES 09	793,7	768,9	24,8

Table 17. Price analysis of *Front Wing* for each vehicle in each category, showing the averages across countries for 2016/2015, and the differences between them.

FRONT WING	AVERAGE	AVERAGE	DIFFERENCE
MODEL	2016	2015	(2016-2015)
Category A			
FORD FIESTA 08	114,7	109,1	5,6
FIAT PUNTO	108,4	109,4	-1,0
RENAULT CLIO IV	164,6	161,5	3,1
OPEL CORSA E - new	157,4	-	-
PEUGEOT 208	110,3	107,5	2,8
VOLKSWAGEN POLO	145,1	130,0	15,1
Category B			
CITROEN C4	142,7	130,0	12,7
FORD FOCUS III	109,6	105,9	3,7
FIAT BRAVO	135,9	122,3	13,7
PEUGEOT 308 II - new	171,0	-	-
RENAULT MEGANE III	141,4	136,1	5,2
OPEL ASTRA J	159,5	151,0	8,5
VW GOLF VI	158,6	157,7	0,8
Category C			
BMW 3 SERIES	191,8	182,3	9,5
FORD MONDEO 14 - new	134,7	-	-
OPEL INSIGNIA	211,0	201,9	9,1
TOYOTA AVENSIS 11	181,9	179,1	2,8
AUDI A4	236,0	223,0	12,9
Category D			
BMW 5 SERIES	370,0	349,0	20,9
MERCEDES E SERIES 09	383,0	373,6	9,5

SECTION 4.

PARTS MANUFACTURER.

Table 18. Price analysis of the *Radiator* for each vehicle in each category, showing the averages across countries for car manufacturer and parts manufacturer, and the differences between them.

RADIATOR MODEL	CAR MANUFACTURER	PARTS MANUFACTURER	DIFFERENCE (euros)	DIFFERENCE (%)
Category A				
FORD FIESTA 08	122,1	89,2	32,9	26,9%
FIAT PUNTO	189,0	140,5	48,6	25,7%
RENAULT CLIO IV	255,1	152,3	102,8	40,3%
OPEL CORSA E - new	234,3	164,9	69,4	29,6%
PEUGEOT 208	168,3	66,9	101,4	60,2%
VOLKSWAGEN POLO	197,9	138,2	59,7	30,2%
Category B				
CITROEN C4	249,1	102,3	146,8	58,9%
FORD FOCUS III	213,0	163,7	49,3	23,1%
FIAT BRAVO	239,7	122,8	116,9	48,8%
PEUGEOT 308 II - new	287,9	182,2	105,7	36,7%
RENAULT MEGANE III	294,7	186,6	108,1	36,7%
OPEL ASTRA J	278,1	150,2	127,9	46,0%
VW GOLF VI	240,6	148,3	92,3	38,3%
Category C				
BMW 3 SERIES	330,5	169,7	160,8	48,7%
FORD MONDEO 14 - new	285,7	288,6	-2,9	-1,0%
OPEL INSIGNIA	252,1	148,9	103,2	40,9%
TOYOTA AVENSIS 11	285,8	144,3	141,6	49,5%
AUDI A4	139,2	93,8	45,4	32,6%
Category D				
BMW 5 SERIES	463,8	332,5	131,3	28,3%
MERCEDES E SERIES 09	366,3	197,8	168,6	46,0%

Table 19. Price analysis of the *Head Lamp* for each vehicle in each category, showing the averages across countries for car manufacturer and parts manufacturer, and the differences between them.

HEAD LAMP	CAR	PARTS	DIFFERENCE	DIFFERENCE
MODEL	MANUFACTURER	MANUFACTURER	(euros)	(%)
Category A				
Category A	188,0	146,1	41,8	22,3%
FIAT PUNTO	186,0	119,9	66,0	35,5%
RENAULT CLIO IV	193,3	128,0	65,3	33,8%
OPEL CORSA E - new	249,3	225,9	23,4	9,4%
PEUGEOT 208	248,8	142,6	106,1	42,7%
VOLKSWAGEN POLO	150,2	118,3	32,0	21,3%
CITROEN C4				
Category B	253,5	157,7	95,8	37,8%
FORD FOCUS III	197,2	131,8	65,4	33,2%
FIAT BRAVO	206,6	124,4	82,2	39,8%
PEUGEOT 308 II - new	212,0	183,1	28,9	13,6%
RENAULT MEGANE III	213,4	144,8	68,7	32,2%
OPEL ASTRA J	218,2	136,0	82,3	37,7%
VW GOLF VI	211,6	134,8	76,8	36,3%
BMW 3 SERIES				
Category C	351,1	228,8	122,3	34,8%
FORD MONDEO 14 - new	218,1	234,7	-16,6	-7,6%
OPEL INSIGNIA	260,3	174,0	86,3	33,2%
TOYOTA AVENSIS 11	276,7	231,5	45,2	16,3%
AUDI A4	348,2	184,8	163,4	46,9%
BMW 5 SERIES				
Category D	524,2	388,8	135,3	25,8%
MERCEDES E SERIES 09	424,6	271,3	153,2	36,1%

Table 20. Price analysis of the *Rear Lamp* for each vehicle in each category, showing the averages across countries for car manufacturer and parts manufacturer, and the differences between them.

REAR LAMP	CAR	PARTS	DIFFERENCE	DIFFERENCE
MODEL	MANUFACTURER	MANUFACTURER	(euros)	(%)
Category A				
FORD FIESTA 08	101,1	74,9	26,2	25,9%
FIAT PUNTO	105,3	78,5	26,8	25,5%
RENAULT CLIO IV	93,9	57,8	36,1	38,4%
OPEL CORSA E - new	100,5	86,3	14,2	14,2%
PEUGEOT 208	92,0	65,2	26,8	29,1%
VOLKSWAGEN POLO	84,8	49,9	34,9	41,2%
Category B				
CITROEN C4	123,3	114,8	8,4	6,8%
FORD FOCUS III	204,4	130,7	73,7	36,1%
FIAT BRAVO	96,6	62,7	33,8	35,0%
PEUGEOT 308 II - new	109,6	84,0	25,6	23,4%
RENAULT MEGANE III	75,6	53,7	21,9	29,0%
OPEL ASTRA J	203,6	84,8	118,8	58,3%
VW GOLF VI	84,9	53,7	31,2	36,7%
Category C				
BMW 3 SERIES	189,4	149,7	39,7	21,0%
FORD MONDEO 14 - new	410,9	78,9	332,0	80,8%
OPEL INSIGNIA	139,6	91,3	48,3	34,6%
TOYOTA AVENSIS 11	144,8	96,1	48,7	33,6%
AUDI A4	123,4	74,1	49,3	40,0%
Category D				
BMW 5 SERIES	256,1	183,4	72,7	28,4%
MERCEDES E SERIES 09	230,0	146,6	83,5	36,3%

- The data received, referring to parts manufacturer, sent by the different countries are very few (only four countries have sent some prices)

SECTION 5.

GENERAL INFORMATION / Duty Free Vehicle Prices / Exchange rate movements.

Duty Free Vehicle Prices (Pages 62 to 70)

- (a) Finland enjoys the lowest average duty free prices across the whole range of 20 vehicles. Germany has the highest average prices. (But France enjoys the lowest average prices, and Cyprus enjoys the highest average prices although these countries didn't send all duty free vehicle prices)
- (b) The information on duty free prices of vehicles by category and country is illustrated in graphical form.
- (c) The duty free vehicle price send by some countries does not correspond with the price of new vehicle, but with the price of second hand of that vehicle.

Table 21. Registration by Manufacturing Group*: January/December 2015

GROUP	2015		2014		% Change
	Units	Market Share %	Units	Market Share %	
VW Group (1)	3.447.948	24,3%	2.981.984	24,6%	24,4%
PSA Group (2)	1.480.294	10,4%	1.332.326	11,0%	11,1%
RENAULT Group (3)	1.349.918	9,5%	1.128.953	9,3%	8,7%
JAPAN (4)	1.255.011	8,8%	997.134	8,2%	7,8%
FORD	1.031.158	7,3%	902.156	7,4%	14,3%
GM Group (5)	943.439	6,7%	861.188	7,1%	9,6%
BMW Group (6)	935.624	6,6%	809.395	6,7%	15,6%
FIAT (7)	870.689	6,1%	739.760	6,1%	17,7%
KOREA (8)	868.762	6,1%	695.031	5,7%	25,0%
DAIMLER (9)	839.158	5,9%	694.995	5,7%	20,7%
TOYOTA (10)	603.309	4,3%	507.529	4,2%	18,9%
VOLVO	285.478	2,0%	245.065	2,0%	16,5%
JAGUAR (11)	178.435	1,3%	141.786	1,2%	25,8%
PORSCHE	68.163	0,5%	52.546	0,4%	29,7%
OTHERS	29.055	0,2%	21.300	0,2%	36,4%
ALL MAKES	14.186.441		12.111.148		17,1%

(1) VW Group = VW, AUDI, SEAT, SKODA

(2) PSA Group = PEUGEOT, CITROËN, DS

(3) RENAULT Group = RENAULT, DACIA

(4) GM Group = OPEL, CHEVROLET

(5) JAPAN = HONDA; MAZDA, MITSUBISHI, NISSAN, SUBARU, SUZUKI, OTHERS

(6) BMW = BMW, MINI

(7) FIAT = FIAT, LANCIA, ALFA ROMEO, JEEP, CHRYSLER, DODGE, OTHERS

(8) KOREA = HYUNDAI, KIA

(9) DAIMLER = MERCEDES, SMART

(10) TOYOTA = TOYOTA, OTHERS*

(11) JAGUAR = JAGUAR, LAND ROVER

* New Registrations passenger car in WESTERN EUROPE (NOT enlarged Europe)

Table 22. New Passenger Car Registrations by Country: January/December 2015

Country	January/December 2015	January/December 2014	% Change
GERMANY	3.206.042	3.036.773	5,6%
UNITED KINGDOM	2.633.503	2.476.435	6,3%
FRANCE	1.917.226	1.795.885	6,8%
ITALY	1.574.872	1.359.616	15,8%
SPAIN	1.034.232	855.308	20,9%
BELGIUM	501.066	482.939	3,8%
NETHERLANDS	449.350	387.835	15,9%
POLAND	352.400	325.047	8,4%
SWEDEN	345.108	303.948	13,5%
AUSTRIA	308.555	303.318	1,7%
CZECH REPUBLIC	230.857	192.314	20,0%
DENMARK	206.998	188.612	9,7%
PORTUGAL	178.503	142.826	25,0%
NORWAY	150.686	144.202	4,5%
IRELAND	124.945	96.338	29,7%
FINLAND	108.844	106.259	2,4%
ROMANIA ²	81.162	70.172	15,7%
SLOVAKIA	77.828	72.252	7,7%
HUNGARY	77.171	67.480	14,4%
GREECE	75.804	71.279	6,3%
SLOVENIA	59.664	53.959	10,6%
LUXEMBOURG	46.473	49.793	-6,7%
CROATIA	35.715	33.919	5,3%
BULGARIA	24.176	21.188	14,1%
ESTONIA	21.046	21.135	-0,4%
LITHUANIA	17.072	14.461	18,1%
LATVIA	13.773	12.452	10,6%
CYPRUS		7.794	
TOTAL	13.853.071	12.693.539	9,1%

GENERAL COMMENTS (*Tables 21 and 22*)

1. The total car market volume in Europe increased by 9,1 % over 2015.
2. The VW group has the largest number of new car registrations in Western Europe.

EXCHANGE RATE MOVEMENTS: 2016-2015

Table 23. Exchange Rates, for countries belonging to the Euro zone.

Exchange Rate As At 1st January 2016 - 1 EURO =

<i>Country</i>	<i>Currency</i>	<i>Exchange Rate 2016</i>
Austria	Schillings (ATS)	13,7603
Belgium	Francs (BEF)	40,3399
Cyprus	Pound (CYP)	0,58527
Finland	Markka (FIM)	5,94573
France	Francs (FRF)	6,55957
Germany	Marks (DEM)	1,95583
Greece	Drachmae (GRD)	340,75
Malta	Lires (MTL)	0,4293
Spain	Pesetas (ESP)	166,386

Table 24. Exchange Rates

Exchange Rate As At 1st January 2016- 1 EURO =

<i>Country</i>	<i>Currency</i>	<i>Exchange Rate 2016</i>	<i>Exchange Rate 2015</i>	<i>Exchange Rate 2014</i>	<i>% Change 16/15</i>	<i>% Change 16/14</i>
Denmark	<i>Kronor (DKK)</i>	7,46189	7,4458	7,45944	0,2%	0,03%
Norway	<i>Kronor (NOK)</i>	9,60344	9,02306	8,37282	6,4%	14,7%
Poland	<i>Zloty (PLN)</i>	4,25944	4,27799	4,14673	-0,4%	2,7%
UK	Pounds (GBP)	0,73669	0,77957	0,83442	-5,5%	-11,7%

IE
Parts Price Survey As At 01 January 2016
Prix Des Pièces Détachées Au 01 Janvier 2016

Austria *Autriche*

CAR MANUFACTURER		Category A						Category B						Category C					Category D		
		Ford Fiesta Ambiente 1242 cc 2008	Fiat Punto Pop 1242 cc 2012	Renault Clio IV Authentique 1149 cc 2014	Opel Corsa E-new Expression 1398 cc 2014	Peugeot 208 Access 1199 cc 2014	VW Polo Bluemotion 1198 cc 2011	Citroën C4 Business 1598 cc 2011	Ford Focus III Trend 1596 cc 2012	Fiat Bravo Dynamic 1368 cc 2007	Peugeot 308-new Access 1199 cc 2013	Renault Megane III Authentique 1598 cc 2009	Opel Astra J Enjoy 1598 cc 2011	VW Golf VI Advance 1968 cc 2008	BMW 3 Series 320 d 1995 cc 2012	Ford Mondeo-new Trend 1499 cc 2014	Opel Insignia Essentia 1796 cc 2009	Toyota Avensis Active 1598cc 2011	Audi A4 Basic 1798 2009	BMW 5 Series 530d 2993 cc 2011	Mercedes E Series Elegance 2200 cc 2009
Description	Designation	Euros	Euros	Euros	Euros	Euros	Euros	Euros	Euros	Euros	Euros	Euros	Euros	Euros	Euros	Euros	Euros	Euros	Euros	Euros	Euros
Front Bumper	<i>Pare - Chocs Avant</i>	340,12	190,00	237,01	328,00	291,20	240,50	391,43	323,58	275,00	363,40	357,98	462,50	317,00	312,00	434,68	510,00	308,49	382,00	540,00	444,71
Bonnet	<i>Capot Avant</i>	237,02	290,00	278,28	245,00	277,60	271,00	372,92	311,57	260,00	437,18	365,09	331,00	302,00	317,00	332,26	540,00	570,37	420,00	830,00	814,47
Front Wing	<i>Aile Avant</i>	131,51	106,00	137,99	162,50	96,08	141,50	131,81	119,76	134,00	178,06	147,59	164,50	153,00	163,00	134,33	240,00	188,66	205,50	324,00	355,57
Radiator	<i>Radiateur</i>	130,89	190,00	220,32	248,00	121,08	229,50	163,53	230,91	260,00	291,18	233,55	314,00	242,00	294,17	300,43	288,00	229,32	134,50	402,50	310,67
Head Lamp	<i>Bloc Optique</i>	247,90	200,00	203,38	238,00	425,00	138,50	270,48	234,15	215,00	249,37	237,99	210,50	194,00	299,00	277,38	247,00	233,76	292,00	458,00	369,17
Front Door	<i>Porte Avant</i>	441,60	610,00	359,47	406,50	380,01	399,00	440,47	345,56	530,00	488,57	414,50	465,50	411,00	427,00	374,26	543,50	712,40	443,00	625,00	694,30
Rear Door	<i>Porte Arriere</i>	**	**	359,47	**	**	**	441,15	314,18	445,00	449,58	414,50	523,50	409,00	430,00	330,08	543,50	602,81	443,00	620,00	712,89
Rear Wing	<i>Aile Arriere</i>	504,58	355,00	506,38	292,00	420,44	354,00	496,41	426,33	250,00	768,97	553,75	519,00	230,00	505,00	409,93	327,50	570,27	395,00	565,00	734,84
Rear Lamp	<i>Feu Ar Complete</i>	123,69	116,00	95,78	88,20	104,33	81,70	136,24	251,66	104,00	128,69	78,48	159,00	79,30	162,00	490,64	136,00	134,35	100,50	224,00	202,89
Boot Lid	<i>Hayon / Capot</i>	355,34	570,00	428,28	492,00	482,85	398,00	466,24	351,19	540,00	481,70	528,38	523,00	429,00	432,00	810,37	612,50	527,76	439,00	545,00	722,21
Rear Bumper	<i>Pare - Chocs Arriere</i>	355,57	164,00	119,62	279,00	257,09	244,00	326,64	327,14	250,00	332,91	138,11	423,50	294,00	416,00	387,94	467,50	322,17	372,00	590,00	424,20
Windscreen	<i>Pare - Brises</i>	312,91	260,00	216,06	255,50	234,26	217,50	224,24	444,19	270,00	342,99	217,37	294,00	269,00	251,00	413,24	351,50	356,80	286,00	317,00	382,39
Total National 2016	<i>Tot Monnaie Nation 2016</i>	3.181,13	3.051,00	3.162,04	3.034,70	3.089,94	2.715,20	3.861,56	3.680,22	3.533,00	4.512,60	3.687,29	4.390,00	3.329,30	4.008,17	4.695,54	4.807,00	4.757,16	3.912,50	6.040,50	6.168,31
Total National 2015	<i>Tot Monnaie Nation 2015</i>	3.101,69	3.025,00	2.741,58		2.866,42	2.522,80	3.884,37	3.572,79	3.437,00		3.473,78	4.196,50	3.200,40	3.996,50		4.424,50	4.579,85	3.741,30	5.962,67	6.168,31
% 16/15 Tot. Nat.	<i>% 16/15 Tot. Mon. Nati.</i>	2,56%	0,86%	15,34%		7,80%	7,63%	-0,59%	3,01%	2,79%		6,15%	4,61%	4,03%	0,29%		8,65%	3,87%	4,58%	1,31%	0,00%
Total euros	<i>Tot euros</i>	3.181,13	3.051,00	3.162,04	3.034,70	3.089,94	2.715,20	3.861,56	3.680,22	3.533,00	4.512,60	3.687,29	4.390,00	3.329,30	4.008,17	4.695,54	4.807,00	4.757,16	3.912,50	6.040,50	6.168,31
Average euros	<i>Moyenne euros</i>	289,19	277,36	263,50	275,88	280,90	246,84	321,80	306,69	294,42	376,05	307,27	365,83	277,44	334,01	391,30	400,58	396,43	326,04	503,38	514,03

** = 3 Door Vehicle. Véhicule 3 portes.

PARTS MANUFACTURER		Category A						Category B						Category C					Category D		
Description	Designation																				
Radiator	<i>Radiateur</i>																				
Head Lamp	<i>Bloc Optique</i>																				
Rear Lamp	<i>Feu Ar Complete</i>																				

IE
Parts Price Survey As At 01 January 2016
Prix Des Pièces Détachées Au 01 Janvier 2016

Belgium *Belgique*

CAR MANUFACTURER		Category A						Category B						Category C					Category D		
		Ford Fiesta Ambiente 1242 cc 2008	Fiat Punto Pop 1242 cc 2012	Renault Clio IV Authentique 1149 cc 2014	Opel Corsa E-new Expression 1398 cc 2014	Peugeot 208 Access 1199 cc 2014	VW Polo Bluemotion 1198 cc 2011	Citroën C4 Business 1598 cc 2011	Ford Focus III Trend 1598 cc 2012	Fiat Bravo Dynamic 1368 cc 2007	Peugeot 308-new Access 1199 cc 2013	Renault Megane III Authentique 1598 cc 2009	Opel Astra J Enjoy 1598 cc 2011	VW Golf VI Advance 1968 cc 2008	BMW 3 Series 320 d 1995 cc 2012	Ford Mondeo-new Trend 1499 cc 2014	Opel Insignia Essentia 1796 cc 2009	Toyota Avensis Active 1598cc 2011	Audi A4 Basic 1798 2009	BMW 5 Series 530d 2993 cc 2011	Mercedes E Series Elegance 2200 cc 2009
Description	Designation	Euros	Euros	Euros	Euros	Euros	Euros	Euros	Euros	Euros	Euros	Euros	Euros	Euros	Euros	Euros	Euros	Euros	Euros	Euros	Euros
Front Bumper	<i>Pare - Choës Avant</i>	348,08	201,38	207,01	377,00	321,33	229,00	335,79	334,36	237,54	322,14	368,44	475,00	379,00	344,01	449,17	524,00	353,95	396,00	595,09	460,59
Bonnet	<i>Capot Avant</i>	226,87	252,18	282,00	303,50	271,14	258,00	367,84	298,25	222,53	300,96	284,00	409,50	301,00	342,50	343,33	668,00	457,80	420,00	898,26	823,72
Front Wing	<i>Aile Avant</i>	125,29	108,01	181,88	156,50	94,84	124,00	128,35	120,35	211,39	155,50	174,80	158,50	134,00	176,44	138,81	209,50	197,02	198,00	360,04	362,69
Radiator	<i>Radiateur</i>	136,11	168,14	207,56	244,00	151,81	276,00	291,81	241,75	219,60	289,64	259,44	287,50	291,00	331,96	312,42	274,00	238,14	156,00	454,78	318,33
Head Lamp	<i>Bloc Optique</i>	197,65	186,96	186,58	255,50	232,15	144,00	273,10	193,17	248,74	226,51	201,00	209,50	226,50	312,35	228,84	265,50	260,81	289,00	490,98	410,57
Front Door	<i>Porte Avant</i>	464,03	526,74	362,85	469,00	371,16	395,00	481,02	372,13	444,31	371,18	411,33	469,50	406,00	469,27	403,05	628,00	626,30	410,00	706,91	746,12
Rear Door	<i>Porte Arriere</i>	**	**	362,85	**	**	**	441,31	338,36	420,94	371,18	411,33	527,50	404,00	475,70	355,47	627,00	529,97	410,00	688,77	766,09
Rear Wing	<i>Aile Arriere</i>	543,39	331,61	376,71	337,50	371,75	388,00	544,65	459,12	255,20	351,12	524,03	524,00	225,00	564,32	262,61	337,50	534,61	445,00	630,78	761,63
Rear Lamp	<i>Feu Ar Complete</i>	107,18	108,13	86,30	110,50	90,27	87,90	134,27	216,05	90,82	105,91	76,05	189,50	89,40	184,56	430,81	168,50	162,65	114,00	254,82	232,34
Boot Lid	<i>Hayon / Capot</i>	382,66	563,35	469,79	568,00	454,55	443,00	521,86	378,21	572,23	495,38	518,38	602,50	477,00	478,14	872,71	619,50	527,64	495,00	603,54	755,42
Rear Bumper	<i>Pare - Choës Arriere</i>	363,89	176,43	137,33	320,50	269,36	277,00	332,14	338,05	212,97	312,08	136,13	434,50	268,00	462,87	400,87	479,50	369,66	423,00	653,94	530,38
Windscreen	<i>Pare - Brises</i>	238,70	244,93	184,85	236,00	233,15	257,00	216,39	325,45	268,74	321,30	171,18	245,50	317,00	238,79	315,32	293,50	319,22	335,00	301,26	541,35
Total National 2016	<i>Tot Monnaie Nation 2016</i>	3.133,85	2.867,86	3.045,71	3.378,00	2.861,51	2.878,90	4.068,53	3.615,25	3.405,01	3.622,90	3.536,11	4.533,00	3.517,90	4.380,91	4.513,41	5.094,50	4.577,77	4.091,00	6.639,17	6.709,23
Total National 2015	<i>Tot Monnaie Nation 2015</i>	3.055,84	2.795,74	2.720,91		2.846,79	2.711,40	4.053,97	3.514,09	3.199,98		3.505,59	4.337,50	3.339,00	4.327,31		4.746,50	4.509,71	3.811,50	6.464,44	6.514,83
% 16/15 Tot. Nat.	<i>% 16/15 Tot. Mon. Nati.</i>	2,55%	2,58%	11,94%		0,52%	6,18%	0,36%	2,88%	6,41%		0,87%	4,51%	5,36%	1,24%		7,33%	1,51%	7,33%	2,70%	2,98%
Total euros	<i>Tot euros</i>	3.133,85	2.867,86	3.045,71	3.378,00	2.861,51	2.878,90	4.068,53	3.615,25	3.405,01	3.622,90	3.536,11	4.533,00	3.517,90	4.380,91	4.513,41	5.094,50	4.577,77	4.091,00	6.639,17	6.709,23
Average euros	<i>Moyenne euros</i>	284,90	260,71	253,81	307,09	260,14	261,72	339,04	301,27	283,75	301,91	294,68	377,75	293,16	365,08	376,12	424,54	381,48	340,92	553,26	559,10

* = 3 Door Vehicle, *Véhicule 3 portes.*

PARTS MANUFACTURER		Category A						Category B						Category C					Category D		
Description	Designation																				
Radiator	<i>Radiateur</i>																				
Head Lamp	<i>Bloc Optique</i>	109,58	87,97	107,73		107,00	155,98	128,70	106,24	107,43	110,00	125,44	111,72	86,02	197,44		117,47			128,02	
Rear Lamp	<i>Feu Ar Complete</i>	64,35	105,34	45,90			51,48			93,87		75,96	53,20	66,34	39,90		106,45	62,60		47,19	96,47

IE
Parts Price Survey As At 01 January 2016
Prix Des Pièces Détachées Au 01 Janvier 2016

Cyprus *Chypre*

Category A		Category B						Category C						Category D							
Ford	Fiat	Renault	Opel	Peugeot	VW	Citroën	Ford	Fiat	Peugeot	Renault	Opel	VW	BMW	Ford	Opel	Toyota	Audi	BMW	Mercedes		
Fiesta	Punto	Clio IV	Corsa E-new	208	Polo	C4	Focus III	Bravo	308-new	Megane III	Astra J	Golf VI	3 Series	Mondeo-new	Insignia	Avensis	A4	5 Series	E Series		
Ambiente	Pop	Authentique	Expression	Access	Bluemotion	Business	Trend	Dynamic	Access	Authentique	Enjoy	Advance	320 d	Trend	Essentia	Active	Basic	530d	Elegance		
1242 cc	1242 cc	1149 cc	1398 cc	1199 cc	1198 cc	1598 cc	1596 cc	1368 cc	1199 cc	1598 cc	1598 cc	1968 cc	1995 cc	1499 cc	1796 cc	1598cc	1798	2993 cc	2200 cc		
2008	2012	2014	2014	2014	2011	2011	2012	2007	2013	2009	2011	2008	2012	2014	2009	2011	2009	2011	2009		
Description	Designation	Euros	Euros	Euros	Euros	Euros	Euros	Euros	Euros	Euros	Euros	Euros	Euros	Euros	Euros	Euros	Euros	Euros	Euros	Euros	
Front Bumper	<i>Pare - Chocs Avant</i>	244,76	176,44	277,28	488,25	394,87	207,61	380,00	239,29	206,61	420,74	336,13	519,81	273,34	439,41	471,44	641,52	287,77	452,25	760,11	532,09
Bonnet	<i>Capot Avant</i>	174,92	218,22	504,04	362,64	352,65	187,20	379,00	229,93	187,27	299,00	336,13	560,17	340,83	444,31	345,44	710,37	415,64	323,30	876,00	932,91
Front Wing	<i>Aile Avant</i>	99,99	111,90	163,87	187,67	122,56	109,51	144,00	96,05	119,33	142,20	147,07	173,94	118,81	227,95	142,13	223,52	237,64	190,20	453,81	418,97
Radiator	<i>Radiateur</i>	98,26	167,71	252,10	268,97	142,01	110,04	187,00	169,01	215,16	238,96	289,92	310,22	161,40	379,35	230,77	295,70	260,44	85,81	519,70	369,87
Head Lamp	<i>Bloc Optique</i>	151,31	173,10	170,64	310,17	317,32	100,65	195,66	149,21	207,77	172,52	196,71	257,76	139,62	412,92	168,55	326,10	249,61	202,51	633,22	421,20
Front Door	<i>Porte Avant</i>	423,55	545,35	436,97	528,17	459,16	382,61	484,00	399,31	459,98	360,99	476,97	562,21	392,99	613,50	458,27	738,11	468,57	397,56	722,20	839,82
Rear Door	<i>Porte Arriere</i>	**	**	420,17	**	**	**	485,00	384,68	431,64	360,99	421,85	631,84	390,60	619,26	409,08	715,25	422,81	397,56	716,35	862,30
Rear Wing	<i>Aile Arriere</i>	568,21	407,75	624,45	470,25	541,53	335,12	791,00	522,04	311,91	652,57	630,25	610,00	217,80	785,47	298,61	92,04	477,04	407,48	877,47	879,85
Rear Lamp	<i>Feu Ar Complete</i>	79,24	106,56	85,14	131,29	95,37	61,65	116,00	165,22	97,46	87,23	74,00	174,51	62,68	237,78	341,04	174,45	144,99	72,22	329,48	238,34
Boot Lid	<i>Hayon / Capot</i>	416,16	596,66	583,72	638,75	690,78	362,43	544,00	411,29	558,00	934,72	488,75	688,77	390,21	621,21	968,09	805,08	427,01	381,62	784,13	872,68
Rear Bumper	<i>Pare - Chocs Arriere</i>	255,87	154,39	201,68	329,79	326,77	235,80	590,00	247,69	184,95	305,70	151,26	477,06	234,60	590,44	420,74	600,96	355,14	281,41	834,17	612,71
Windscreen	<i>Pare - Brises</i>	195,57	208,02	162,03	312,02	244,38	172,38	185,00	266,05	235,23	277,74	228,80	287,57	186,63	320,81	280,21	344,50	366,85	211,87	396,78	455,64
Total National 2016	<i>Tot Monnaie Nation 2016</i>	2.707,84	2.866,10	3.882,09	4.027,97	3.687,40	2.265,00	4.480,66	3.279,77	3.215,31	4.253,36	3.777,84	5.253,86	2.909,51	5.692,41	4.534,37	5.667,60	4.113,51	3.403,79	7.903,42	7.436,38
Total National 2015	<i>Tot Monnaie Nation 2015</i>	2.986,16	2.793,45			3.489,99	2.327,09		3.216,17	3.145,80	5.593,90			2.885,73	5.293,32			4.170,22	3.354,09	7.280,38	7.084,62
% 16/15 Tot. Nat.	<i>% 16/15 Tot. Mon. Nati.</i>	-9,32%	2,60%			5,66%	-2,67%		1,98%	2,21%	-23,96%			0,82%	7,54%			-1,36%	1,48%	8,56%	4,97%
Total euros	<i>Tot euros</i>	2.707,84	2.866,10	3.882,09	4.027,97	3.687,40	2.265,00	4.480,66	3.279,77	3.215,31	4.253,36	3.777,84	5.253,86	2.909,51	5.692,41	4.534,37	5.667,60	4.113,51	3.403,79	7.903,42	7.436,38
Average euros	<i>Moyenne euros</i>	246,17	260,55	323,51	366,18	335,22	205,91	373,39	273,31	267,94	354,45	314,82	437,82	242,46	474,37	377,86	472,30	342,79	283,65	658,62	619,70

** = 3 Door Vehicle. *Véhicule 3 portes.*

PARTS MANUFACTURER		Category A						Category B						Category C						Category D	
Description	Designation																				
Radiator	<i>Radiateur</i>																				
Head Lamp	<i>Bloc Optique</i>																				
Rear Lamp	<i>Feu Ar Complete</i>																				

IE
Parts Price Survey As At 01 January 2016
Prix Des Pièces Détachées Au 01 Janvier 2016

		Category A						Category B						Category C					Category D		
		Ford	Fiat	Renault	Opel	Peugeot	VW	Citroën	Ford	Fiat	Peugeot	Renault	Opel	VW	BMW	Ford	Opel	Toyota	Audi	BMW	Mercedes
		Fiesta	Punto	Clio IV	Corsa E-new	208	Polo	C4	Focus III	Bravo	308-new	Megane III	Astra J	Golf VI	3 Series	Mondeo-new	Insignia	Avensis	A4	5 Series	E Series
		Ambiente	Pop	Authentique	Expression	Access	Bluemotion	Business	Trend	Dynamic	Access	Authentique	Enjoy	Advance	320 d	Trend	Essentia	Active	Basic	530d	Elegance
		1242 cc	1242 cc	1149 cc	1398 cc	1199 cc	1198 cc	1598 cc	1596 cc	1368 cc	1199 cc	1598 cc	1598 cc	1968 cc	1995 cc	1499 cc	1796 cc	1598cc	1798	2993 cc	2200 cc
		2008	2012	2014	2014	2014	2011	2011	2012	2007	2013	2009	2011	2008	2012	2014	2009	2011	2009	2011	2009
		Krone	Krone	Krone	Krone	Krone	Krone	Krone	Krone	Krone	Krone	Krone	Krone	Krone	Krone	Krone	Krone	Krone	Krone	Krone	Krone
Denmark	<i>Danemark</i>																				
CAR MANUFACTURER																					
12 Parts	12 Pièces																				
Description	Designation																				
Front Bumper	<i>Pare - Chocs Avant</i>	2.056,00	1.605,00	1.834,51	2.746,50	2.850,00	2.132,00	2.440,00	2.360,00	2.150,00	3.100,00	2.722,04	3.450,00	2.800,00	2.291,97	3.239,00	3.804,00	3.016,00	3.669,00	3.964,75	3.380,00
Bonnet	<i>Capot Avant</i>	1.559,62	1.845,00	2.896,83	2.162,00	2.100,00	2.510,00	2.783,00	2.050,00	1.960,00	2.495,00	2.727,30	2.921,00	3.287,00	2.521,36	2.476,00	4.648,00	3.917,00	3.828,00	6.612,85	6.040,00
Front Wing	<i>Aile Avant</i>	855,77	836,00	1.317,57	1.156,00	913,00	1.343,00	1.399,00	823,08	1.005,00	1.632,00	585,00	1.139,00	1.451,00	1.264,75	1.002,00	1.457,00	1.586,00	2.152,00	2.580,81	2.660,00
Radiator	<i>Radiateur</i>	861,00	1.480,00	2.125,16	1.755,50	1.371,00	1.669,00	2.333,00	1.480,00	1.835,00	2.384,00	2.188,19	2.024,50	2.479,00	2.617,12	1.930,00	1.929,00	1.913,00	1.308,00	3.585,55	2.180,00
Head Lamp	<i>Bloc Optique</i>	1.479,00	1.505,00	1.545,52	1.961,00	1.867,00	1.344,00	2.059,00	1.420,00	1.720,00	1.787,00	1.847,31	1.607,00	1.956,00	2.200,15	1.728,00	2.034,50	2.194,00	2.854,00	3.458,37	2.830,00
Front Door	<i>Porte Avant</i>	3.213,00	4.105,00	2.843,30	3.708,50	2.885,00	3.258,00	4.948,00	2.577,00	3.600,00	3.520,00	3.249,47	3.586,50	3.766,00	3.199,06	2.789,00	4.904,50	5.075,00	3.928,00	4.819,17	5.510,00
Rear Door	<i>Porte Arriere</i>	**	**	2.939,81	**	**	**	4.948,00	2.341,00	3.045,00	3.151,00	3.123,55	4.046,00	3.745,00	3.300,74	2.460,00	4.825,50	4.294,00	3.928,00	4.779,29	5.660,00
Rear Wing	<i>Aile Arriere</i>	3.763,00	2.355,00	3.624,24	2.641,00	4.105,00	3.258,00	5.643,00	3.179,00	1.810,00	3.743,00	5.506,71	4.005,00	2.119,00	4.072,83	1.818,00	2.641,50	4.586,00	4.088,00	4.552,46	5.780,00
Rear Lamp	<i>Feu Ar Complete</i>	803,00	814,00	890,18	857,50	793,00	765,00	952,00	1.673,00	746,00	797,00	743,85	1.356,50	761,00	1.224,37	3.333,00	1.243,50	1.286,00	910,00	1.690,58	1.610,00
Boot Lid	<i>Hayon / Capot</i>	2.643,00	4.195,00	3.336,54	4.487,00	4.120,00	3.703,00	3.468,00	2.619,00	4.135,00	4.847,00	4.221,36	4.644,00	3.987,00	3.507,57	6.038,00	4.880,50	4.295,00	4.024,00	4.427,49	5.730,00
Rear Bumper	<i>Pare - Chocs Arriere</i>	2.150,00	1.405,00	938,53	2.334,50	2.795,00	2.181,00	2.288,00	2.387,00	1.910,00	2.750,00	1.484,08	3.164,50	2.624,00	3.139,90	2.891,00	3.491,00	3.150,00	3.242,00	4.436,06	3.890,00
Windscreen	<i>Pare - Brises</i>	2.085,00	1.950,00	1.955,00	2.330,00	2.550,00	1.961,00	1.638,00	2.836,00	2.070,00	2.750,00	1.801,20	2.362,50	2.421,00	1.880,63	2.915,00	2.274,00	3.054,00	2.723,00	2.372,55	2.790,00
Total National 2016	<i>Tot Monnaie Nation 2016</i>	19.383,39	22.095,00	26.247,19	26.139,50	26.349,00	24.124,00	34.899,00	25.745,08	25.986,00	32.956,00	30.200,06	34.306,50	31.396,00	31.220,45	32.619,00	38.133,00	38.366,00	36.654,00	47.279,93	48.060,00
Total National 2015	<i>Tot Monnaie Nation 2015</i>																				
% 16/15 Tot. Nat.	<i>% 16/15 Tot. Mon. Nati.</i>																				
Total euros	<i>Tot euros</i>	2.597,65	2.961,05	3.517,50	3.503,07	3.531,14	3.232,96	4.676,97	3.450,21	3.482,50	4.416,58	4.047,24	4.597,56	4.207,51	4.183,99	4.371,41	5.110,37	5.141,59	4.912,16	6.336,19	6.440,73
Average euros	<i>Moyenne euros</i>	261,55	269,19	293,12	318,46	321,01	293,91	389,75	287,52	290,21	368,05	337,27	383,13	350,63	348,67	364,28	425,86	428,47	409,35	528,02	536,73

* = 3 Door Vehicle. Véhicule 3 portes.

PARTS MANUFACTURER		Category A						Category B						Category C					Category D		
Description	Designation																				
Radiator	<i>Radiateur</i>																				
Head Lamp	<i>Bloc Optique</i>																				
Rear Lamp	<i>Feu Ar Complete</i>																				

IE
Parts Price Survey As At 01 January 2016
Prix Des Pièces Détachées Au 01 Janvier 2016

Finland *Finlande*

CAR MANUFACTURER

12 Parts **12 Pièces**

Description **Designation**

		Category A						Category B						Category C					Category D			
		Ford	Fiat	Renault	Opel	Peugeot	VW	Citroën	Ford	Fiat	Peugeot	Renault	Opel	VW	BMW	Ford	Opel	Toyota	Audi	BMW	Mercedes	
		Fiesta	Punto	Clio IV	Corsa E-new	208	Polo	C4	Focus III	Bravo	308-new	Megane III	Astra J	Golf VI	3 Series	Mondeo-new	Insignia	Avensis	A4	5 Series	E Series	
		Ambiente	Pop	Authentique	Expression	Access	Bluemotion	Business	Trend	Dynamic	Access	Authentique	Enjoy	Advance	320 d	Trend	Essentia	Active	Basic	530d	Elegance	
		1242 cc	1242 cc	1149 cc	1398 cc	1199 cc	1198 cc	1598 cc	1596 cc	1368 cc	1199 cc	1598 cc	1598 cc	1968 cc	1995 cc	1499 cc	1796 cc	1598cc	1798	2993 cc	2200 cc	
		2008	2012	2014	2014	2014	2011	2011	2012	2007	2013	2009	2011	2008	2012	2014	2009	2011	2009	2011	2009	
		Euros	Euros	Euros	Euros	Euros	Euros	Euros	Euros	Euros	Euros	Euros	Euros	Euros	Euros	Euros	Euros	Euros	Euros	Euros	Euros	Euros
Front Bumper	<i>Pare - Chocs Avant</i>	329,49	218,25	298,00	372,00	294,35	283,06	373,39	313,49	279,35	431,45	413,00	477,00	400,00	361,21	421,09	526,50	338,70	399,19	624,84	546,52	
Bonnet	<i>Capot Avant</i>	221,71	238,69	560,00	271,50	356,45	341,13	364,52	291,46	249,20	327,42	362,00	366,50	379,84	393,37	321,88	598,50	484,67	545,16	1.031,73	1.000,00	
Front Wing	<i>Aile Avant</i>	122,79	102,00	216,00	155,50	117,74	162,90	150,81	117,94	134,53	157,26	187,00	157,50	175,81	202,73	130,14	211,50	191,93	254,03	413,67	463,71	
Radiator	<i>Radiateur</i>	139,79	208,44	351,00	215,50	190,32	177,42	232,26	236,79	264,29	252,42	286,00	248,50	259,68	348,24	320,87	236,50	224,19	150,00	477,09	411,29	
Head Lamp	<i>Bloc Optique</i>	231,38	197,45	223,00	265,00	222,58	155,65	212,90	198,13	187,48	179,84	253,00	217,50	217,74	351,93	234,71	275,50	273,38	320,97	553,20	475,81	
Front Door	<i>Porte Avant</i>	366,55	560,98	1.100,00	509,50	560,48	566,94	475,81	345,56	491,79	415,32	541,00	504,00	562,10	511,00	391,10	681,00	589,51	587,10	769,79	907,26	
Rear Door	<i>Porte Arriere</i>	**	**	450,00	**	**	**	475,81	314,18	461,48	415,32	552,00	585,00	558,87	528,11	334,71	680,00	499,19	587,10	764,69	931,45	
Rear Wing	<i>Aile Arriere</i>	504,58	377,15	645,00	632,50	439,52	524,19	806,45	426,33	285,85	439,52	1.100,00	581,00	340,32	650,59	243,85	362,50	515,32	594,35	727,20	879,03	
Rear Lamp	<i>Feu Ar Complete</i>	117,01	108,76	131,00	101,50	108,06	100,00	121,77	233,11	112,53	107,26	106,00	167,00	101,61	195,97	420,55	148,00	193,54	123,39	270,60	266,13	
Boot Lid	<i>Hayon / Capot</i>	355,34	586,95	718,00	616,00	665,32	544,35	479,84	351,19	592,95	959,68	543,00	653,50	586,29	545,86	810,37	684,00	504,83	623,39	689,01	875,00	
Rear Bumper	<i>Pare - Chocs Arriere</i>	344,48	191,32	189,00	315,50	244,35	305,65	520,16	316,95	249,27	317,74	208,00	428,00	366,94	494,57	375,81	482,00	360,48	494,35	698,73	649,19	
Windscreen	<i>Pare - Brises</i>	189,53	243,77	227,00	258,50	166,13	212,10	151,61	252,61	254,94	254,84	264,00	271,00	262,10	301,68	244,70	313,50	322,58	302,42	380,61	467,74	
Total National 2016	<i>Tot Monnaie Nation 2016</i>	2.922,65	3.033,76	5.108,00	3.713,00	3.365,32	3.373,39	4.365,32	3.397,74	3.563,66	4.258,06	4.815,00	4.656,50	4.211,30	4.885,26	4.249,78	5.199,50	4.498,32	4.981,45	7.401,16	7.873,13	
Total National 2015	<i>Tot Monnaie Nation 2015</i>	2.830,36	2.964,77	3.619,79		3.296,77	3.217,61	4.094,35	3.505,29	3.479,63		3.883,07	4.458,50	4.082,25	4.829,71		4.853,00	4.570,91	4.670,63	7.211,06	7.683,07	
% 16/15 Tot. Nat.	<i>% 16/15 Tot. Mon. Nati.</i>	3,26%	2,33%	41,11%		2,08%	4,84%	6,62%	-3,07%	2,41%		24,00%	4,44%	3,16%	1,15%		7,14%	-1,59%	6,65%	2,64%	2,47%	
Total euros	<i>Tot euros</i>	2.922,65	3.033,76	5.108,00	3.713,00	3.365,32	3.373,39	4.365,32	3.397,74	3.563,66	4.258,06	4.815,00	4.656,50	4.211,30	4.885,26	4.249,78	5.199,50	4.498,32	4.981,45	7.401,16	7.873,13	
Average euros	<i>Moyenne euros</i>	265,70	275,80	425,67	337,55	305,94	306,67	363,78	283,15	296,97	354,84	401,25	388,04	350,94	407,11	354,15	433,29	374,86	415,12	616,76	656,09	

** = 3 Door Vehicle. *Véhicule 3 portes.*

PARTS MANUFACTURER

Description **Designation**

Radiator **Radiateur**

Head Lamp **Bloc Optique**

Rear Lamp **Feu Ar Complete**

		Category A						Category B						Category C					Category D			
Radiator	<i>Radiateur</i>	104,00	162,00		212,00	123,00	178,00	138,00	215,00			174,00	188,00	157,00	215,00	190,00		162,00		111,00	505,00	313,00
Head Lamp	<i>Bloc Optique</i>	219,00	176,00		194,00	143,00		189,00					172,00		295,00		270,00	425,00	225,00	522,00	427,00	
Rear Lamp	<i>Feu Ar Complete</i>	112,00	90,00					162,00				75,00	64,00	102,00	115,00		142,00	116,00	118,00	277,00		

IE
Parts Price Survey As At 01 January 2016
Prix Des Pièces Détachées Au 01 Janvier 2016

		Category A						Category B						Category C					Category D		
		Ford Fiesta Ambiente 1242 cc 2008	Fiat Punto Pop 1242 cc 2012	Renault Clio IV Authentique 1149 cc 2014	Opel Corsa E-new Expression 1398 cc 2014	Peugeot 208 Access 1199 cc 2014	VW Polo Bluemotion 1198 cc 2011	Citroën C4 Business 1598 cc 2011	Ford Focus III Trend 1596 cc 2012	Fiat Bravo Dynamic 1368 cc 2007	Peugeot 308-new Access 1199 cc 2013	Renault Megane III Authentique 1598 cc 2009	Opel Astra J Enjoy 1598 cc 2011	VW Golf VI Advance 1968 cc 2008	BMW 3 Series 320 d 1995 cc 2012	Ford Mondeo-new Trend 1499 cc 2014	Opel Insignia Essentia 1796 cc 2009	Toyota Avensis Active 1598cc 2011	Audi A4 Basic 1798 2009	BMW 5 Series 530d 2993 cc 2011	Mercedes E Series Elegance 2200 cc 2009
France	<i>France</i>																				
CAR MANUFACTURER																					
12 Parts	12 Pièces																				
Description	Designation	Euros	Euros	Euros	Euros	Euros	Euros	Euros	Euros	Euros	Euros	Euros	Euros	Euros	Euros	Euros	Euros	Euros	Euros	Euros	Euros
Front Bumper	<i>Pare - Chocs Avant</i>	304,22	190,39	273,28	371,00	307,33	237,00	338,55	286,62	259,22	324,80	345,74	459,50	311,55	318,06	415,13	506,00	289,43	471,05	550,19	450,36
Bonnet	<i>Capot Avant</i>	208,05	238,95	373,44	299,50	275,54	233,05	369,08	273,51	233,98	304,50	341,43	404,50	312,30	317,37	289,16	660,00	419,45	367,16	832,38	819,49
Front Wing	<i>Aile Avant</i>	120,16	108,68	160,37	146,50	95,38	148,75	130,27	115,44	117,40	157,33	149,52	148,50	134,61	165,66	118,99	199,00	184,12	202,22	338,03	351,53
Radiator	<i>Radiateur</i>	153,98	260,64	314,60	256,00	199,54	274,56	291,05	270,60	236,39	291,89	377,14	301,50	232,19	291,48	353,50	287,50	288,61	131,05	399,34	294,98
Head Lamp	<i>Bloc Optique</i>	223,62	182,83	220,85	256,50	230,84	159,70	267,37	220,77	213,38	229,50	257,42	206,00	263,59	303,36	261,53	266,00	295,10	310,45	476,84	356,75
Front Door	<i>Porte Avant</i>	362,92	544,27	370,39	462,50	382,65	518,13	434,22	342,14	474,31	377,40	427,67	460,00	459,15	435,46	430,04	618,50	566,72	551,21	655,99	704,61
Rear Door	<i>Porte Arriere</i>	**	**	370,39	**	**	**	434,22	314,18	415,62	377,40	427,67	517,00	456,77	449,37	366,50	650,50	488,27	479,37	650,66	723,47
Rear Wing	<i>Aile Arriere</i>	498,49	329,85	307,79	364,00	413,32	521,01	488,49	426,32	221,53	357,00	505,57	568,50	211,28	566,82	243,85	364,00	453,91	362,71	633,57	731,36
Rear Lamp	<i>Feu Ar Complete</i>	121,29	105,83	95,64	95,15	84,78	70,28	130,70	253,09	95,47	107,20	75,93	163,50	68,19	159,42	504,66	137,00	133,63	114,60	220,13	201,88
Boot Lid	<i>Hayon / Capot</i>	355,34	514,97	477,21	573,00	488,32	353,14	461,34	351,19	492,06	469,20	455,10	608,00	380,46	478,03	852,63	641,00	502,33	384,20	603,40	664,06
Rear Bumper	<i>Pare - Chocs Arriere</i>	318,06	162,38	120,32	315,00	254,34	228,22	322,44	289,78	229,08	316,20	138,95	421,00	291,86	424,44	363,60	464,50	301,05	342,32	629,63	518,60
Windscreen	<i>Pare - Brises</i>	296,73	256,82	176,82	256,00	243,75	253,50	217,13	402,62	266,07	321,30	197,65	264,50	274,15	263,92	445,88	318,00	335,18	372,40	326,42	363,54
Total National 2016	<i>Tot Monnaie Nation 2016</i>	2.962,86	2.895,61	3.261,10	3.395,15	2.975,79	2.997,34	3.884,86	3.546,26	3.254,51	3.633,72	3.699,79	4.522,50	3.396,10	4.173,39	4.645,47	5.112,00	4.257,80	4.088,74	6.316,58	6.180,63
Total National 2015	<i>Tot Monnaie Nation 2015</i>	2.953,29	2.817,29	2.977,27		2.925,25	2.771,01	3.806,40	3.431,74	3.252,72		3.676,07	4.319,00	3.287,97	4.186,36		4.745,50	4.152,14	3.907,80	6.267,61	6.071,65
% 16/15 Tot. Nat.	<i>% 16/15 Tot. Mon. Nati.</i>	0,32%	2,78%	9,53%		1,73%	8,17%	2,06%	3,34%	0,06%		0,65%	4,71%	3,29%	-0,31%		7,72%	2,54%	4,63%	0,78%	1,79%
Total euros	<i>Tot euros</i>	2.962,86	2.895,61	3.261,10	3.395,15	2.975,79	2.997,34	3.884,86	3.546,26	3.254,51	3.633,72	3.699,79	4.522,50	3.396,10	4.173,39	4.645,47	5.112,00	4.257,80	4.088,74	6.316,58	6.180,63
Average euros	<i>Moyenne euros</i>	269,35	263,24	271,76	308,65	270,53	272,49	323,74	295,52	271,21	302,81	308,32	376,88	283,01	347,78	387,12	426,00	354,82	340,73	526,38	515,05

* = 3 Door Vehicle, Véhicule 3 portes.

PARTS MANUFACTURER		Category A						Category B						Category C					Category D		
Description	Designation	Ford	Fiat	Renault	Opel	Peugeot	VW	Citroën	Ford	Fiat	Peugeot	Renault	Opel	VW	BMW	Ford	Opel	Toyota	Audi	BMW	Mercedes
Radiator	<i>Radiateur</i>	153,98	260,64	315,50	256,00		274,56		270,60	236,39	292,79	379,78	301,50	232,19	291,48	353,50	287,50	281,75	131,05	399,34	294,98
Head Lamp	<i>Bloc Optique</i>	223,62	182,83	221,10	256,50	233,18	159,70	268,20	220,77	213,38	231,82	257,70	206,00	263,59	303,36	261,53	266,00	292,20	310,45	476,84	356,75
Rear Lamp	<i>Feu Ar Complete</i>	121,29	105,83	95,70	95,15	86,58	70,28	131,10	253,09	95,47	109,37	76,00	163,50	68,19	159,42	137,00	133,87	114,60	220,13	201,88	

IE
Parts Price Survey As At 01 January 2016
Prix Des Pièces Détachées Au 01 Janvier 2016

Germany *Allemagne*

CAR MANUFACTURER		Category A						Category B						Category C					Category D		
Description	Designation	Ford	Fiat	Renault	Opel	Peugeot	VW	Citroën	Ford	Fiat	Peugeot	Renault	Opel	VW	BMW	Ford	Opel	Toyota	Audi	BMW	Mercedes
		Fiesta	Punto	Clio IV	Corsa E-new	208	Polo	C4	Focus III	Bravo	308-new	Megane III	Astra J	Golf VI	3 Series	Mondeo-new	Insignia	Avensis	A4	5 Series	E Series
		Ambiente	Pop	Authentique	Expression	Access	Bluemotion	Business	Trend	Dynamic	Access	Authentique	Enjoy	Advance	320 d	Trend	Essentia	Active	Basic	530d	Elegance
		1242 cc	1242 cc	1149 cc	1398 cc	1199 cc	1198 cc	1598 cc	1596 cc	1368 cc	1199 cc	1598 cc	1598 cc	1968 cc	1995 cc	1499 cc	1796 cc	1598cc	1798	2993 cc	2200 cc
		2008	2012	2014	2014	2014	2011	2011	2012	2007	2013	2009	2011	2008	2012	2014	2009	2011	2009	2011	2009
		Euros	Euros	Euros	Euros	Euros	Euros	Euros	Euros	Euros	Euros	Euros	Euros	Euros	Euros	Euros	Euros	Euros	Euros	Euros	Euros
Front Bumper	<i>Pare - Chocs Avant</i>	433,54	204,11	242,86	308,50	292,52	229,00	295,00	464,18	241,28	284,59	356,91	389,00	301,00	252,05	385,00	429,00	298,69	360,00	526,49	393,67
Bonnet	<i>Capot Avant</i>	204,98	231,60	280,27	231,00	241,52	258,00	314,00	269,46	218,84	300,05	323,62	324,50	287,00	248,57	289,16	509,50	319,31	400,00	850,23	704,03
Front Wing	<i>Aile Avant</i>	117,17	108,42	151,63	151,00	80,58	138,00	123,66	112,56	116,17	153,51	78,41	153,00	149,00	146,80	125,00	202,50	162,96	220,00	299,54	309,99
Radiator	<i>Radiateur</i>	122,44	175,26	294,69	231,50	107,22	222,50	159,10	210,62	246,90	289,87	284,99	267,00	234,50	291,56	274,74	254,50	273,81	130,50	399,43	286,81
Head Lamp	<i>Bloc Optique</i>	206,18	196,00	188,22	223,50	225,48	137,00	200,00	203,33	182,43	230,19	217,34	183,00	192,00	240,58	240,88	231,50	227,46	289,00	452,23	345,02
Front Door	<i>Porte Avant</i>	450,18	562,25	353,06	384,50	383,21	376,00	280,00	361,02	483,71	324,69	407,67	391,50	387,00	360,11	449,28	514,00	631,62	410,00	633,23	621,35
Rear Door	<i>Porte Arriere</i>	**	**	353,06	**	**	**	372,92	328,23	445,03	366,64	407,67	440,00	385,00	437,72	382,91	513,00	534,48	410,00	633,78	637,98
Rear Wing	<i>Aile Arriere</i>	527,16	307,00	334,51	276,50	425,65	330,00	480,07	445,42	224,24	355,50	544,22	437,50	214,50	508,12	428,28	276,00	452,34	372,00	567,96	650,97
Rear Lamp	<i>Feu Ar Complete</i>	88,52	109,61	80,10	82,95	80,00	77,80	127,54	184,56	99,42	107,73	64,75	139,50	79,10	161,36	367,98	115,00	127,40	95,50	222,79	195,24
Boot Lid	<i>Hayon / Capot</i>	371,24	566,77	464,31	465,00	458,28	375,00	360,00	357,95	592,85	515,86	491,45	494,00	404,00	412,04	890,81	505,50	468,08	414,00	520,11	645,66
Rear Bumper	<i>Pare - Chocs Arriere</i>	445,95	178,82	69,65	263,00	255,97	234,50	313,19	459,23	213,24	313,71	133,66	357,00	282,00	386,99	343,60	393,50	305,74	354,00	572,77	453,32
Windscreen	<i>Pare - Brises</i>	301,72	263,38	158,41	238,50	230,00	217,50	278,14	410,46	273,86	313,77	182,91	247,50	234,50	220,86	421,87	296,50	318,07	280,00	278,61	373,24
Total National 2016	<i>Tot Monnaie Nation 2016</i>	3.269,08	2.903,22	2.970,77	2.855,95	2.780,43	2.595,30	3.303,62	3.807,02	3.337,97	3.556,11	3.493,60	3.823,50	3.149,60	3.666,76	4.599,51	4.240,50	4.119,96	3.735,00	5.957,17	5.617,28
Total National 2015	<i>Tot Monnaie Nation 2015</i>	3.209,20	2.842,54	2.616,11		2.789,90	2.422,40	3.314,60	3.715,19	3.257,18		3.321,90	3.652,00	3.001,50	3.888,48		3.916,00	4.004,54	3.499,50	5.833,79	5.465,20
% 16/15 Tot. Nat.	<i>% 16/15 Tot. Mon. Nati.</i>	1,87%	2,13%	13,56%		-0,34%	7,14%	-0,33%	2,47%	2,48%		5,17%	4,70%	4,93%	-5,70%		8,29%	2,88%	6,73%	2,11%	2,78%
Total euros	<i>Tot euros</i>	3.269,08	2.903,22	2.970,77	2.855,95	2.780,43	2.595,30	3.303,62	3.807,02	3.337,97	3.556,11	3.493,60	3.823,50	3.149,60	3.666,76	4.599,51	4.240,50	4.119,96	3.735,00	5.957,17	5.617,28
Average euros	<i>Moyenne euros</i>	297,19	263,93	247,56	259,63	252,77	235,94	275,30	317,25	278,16	296,34	291,13	318,63	262,47	305,56	383,29	353,38	343,33	311,25	496,43	468,11

** = 3 Door Vehicle. Véhicule 3 portes.

PARTS MANUFACTURER		Category A						Category B						Category C					Category D		
Description	Designation																				
Radiator	<i>Radiateur</i>																				
Head Lamp	<i>Bloc Optique</i>																				
Rear Lamp	<i>Feu Ar Complete</i>																				

IE
Parts Price Survey As At 01 January 2016
Prix Des Pièces Détachées Au 01 Janvier 2016

Greece Grece

CAR MANUFACTURER		Category A						Category B						Category C					Category D		
Description	Designation	Ford	Fiat	Renault	Opel	Peugeot	VW	Citroën	Ford	Fiat	Peugeot	Renault	Opel	VW	BMW	Ford	Opel	Toyota	Audi	BMW	Mercedes
		Fiesta	Punto	Clio IV	Corsa E-new	208	Polo	C4	Focus III	Bravo	308-new	Megane III	Astra J	Golf VI	3 Series	Mondeo-new	Insignia	Avensis	A4	5 Series	E Series
		Ambiente	Pop	Authentique	Expression	Access	Bluemotion	Business	Trend	Dynamic	Access	Authentique	Enjoy	Advance	320 d	Trend	Essentia	Active	Basic	530d	Elegance
		1242 cc	1242 cc	1149 cc	1398 cc	1199 cc	1198 cc	1598 cc	1596 cc	1368 cc	1199 cc	1598 cc	1598 cc	1968 cc	1995 cc	1499 cc	1796 cc	1598cc	1798	2993 cc	2200 cc
		2008	2012	2014	2014	2014	2011	2011	2012	2007	2013	2009	2011	2008	2012	2014	2009	2011	2009	2011	2009
		Euros	Euros	Euros	Euros	Euros	Euros	Euros	Euros	Euros	Euros	Euros	Euros	Euros	Euros	Euros	Euros	Euros	Euros	Euros	Euros
Front Bumper	Pare - Chocs Avant	331,34	190,36	228,51	360,90	232,77	247,06	347,97	324,64	260,82	340,88	313,00		324,77	354,55	449,17		277,53	410,86		509,25
Bonnet	Capot Avant	216,83	240,85	242,00	322,50	281,35	272,12	307,31	285,04	232,04	258,82	269,14		312,79	330,37	343,33		330,69	442,96		902,36
Front Wing	Aile Avant	116,90	100,32	138,56	150,30	93,43	144,08	115,44	112,30	118,35	123,84	127,92		155,56	192,65	138,81		128,72	241,17		392,82
Radiator	Radiateur	100,70	178,89	231,40	255,15	137,39	157,50	208,94	174,01	234,11	209,89	365,46		230,81	268,30	244,43		241,81	135,35		356,99
Head Lamp	Bloc Optique	142,26	179,21	160,51	280,50	163,65	141,56	239,02	311,91	209,83	129,60			198,43	367,52	166,13		228,78	309,63		340,71
Front Door	Porte Avant	473,95	490,41	444,10	536,00	446,25	400,90	430,89	427,68	446,19	421,68	397,01		412,61	518,83	488,86		396,18	453,22		789,36
Rear Door	Porte Arriere	**	**	444,10	**	**	**	447,15	359,20	375,49	421,68	529,10		410,48	543,99	425,98		335,25	453,22		810,49
Rear Wing	Aile Arriere	611,87	295,11	444,23	385,50		357,25	713,82	547,91	234,78	398,89	747,25		232,21	537,21	313,39		418,01	422,44		838,91
Rear Lamp	Feu Ar Complete	77,00	104,06	75,44	107,50	79,40	83,69	97,56	159,61	95,18	78,80	57,68		85,09	190,07	318,26		110,21	106,53		237,98
Boot Lid	Hayon / Capot	456,65	517,14		648,00	528,94	410,34	504,06	451,34	410,20	777,43	401,35		442,08	526,34	1.031,38		428,90	469,69		820,25
Rear Bumper	Pare - Chocs Arriere	346,39	166,78	114,08	306,90	192,63	243,26	536,58	328,18	230,48	320,33	123,01		304,26	516,81	400,86		439,75	395,96		586,41
Windscreen	Pare - Brises	179,56	248,41	139,08	248,40	161,07	186,13	154,47	251,00	259,68	239,34	159,80		230,98	286,73	252,91		255,60	292,28		461,21
Total National 2016	Tot Monnaie Nation 2016	3.053,45	2.711,54	2.662,01	3.601,65	2.316,88	2.643,89	4.103,21	3.732,82	3.107,15	3.721,18	3.490,72		3.340,07	4.633,37	4.573,51		3.591,43	4.133,31		7.046,74
Total National 2015	Tot Monnaie Nation 2015																				
% 16/15 Tot. Nat.	% 16/15 Tot. Mon. Nati.																				
Total euros	Tot euros	3.053,45	2.711,54	2.662,01	3.601,65	2.316,88	2.643,89	4.103,21	3.732,82	3.107,15	3.721,18	3.490,72		3.340,07	4.633,37	4.573,51		3.591,43	4.133,31		7.046,74
Average euros	Moyenne euros	277,59	246,50	242,00	327,42	231,69	240,35	341,93	311,07	258,93	310,10	317,34		278,34	386,11	381,13		299,29	344,44		587,23

** = 3 Door Vehicle. Véhicule 3 portes.

PARTS MANUFACTURER		Category A						Category B						Category C					Category D		
Description	Designation																				
Radiator	Radiateur																				
Head Lamp	Bloc Optique																				
Rear Lamp	Feu Ar Complete																				

IE
Parts Price Survey As At 01 January 2016
Prix Des Pièces Détachées Au 01 Janvier 2016

Malta *La Malte*

CAR MANUFACTURER		Category A						Category B						Category C					Category D		
Description	Designation	Ford 1242 cc 2008	Fiat Punto 2012	Renault Clio IV 2014	Opel Corsa E-new 2014	Peugeot 208 2014	VW Polo 2011	Citroën C4 2011	Ford Focus III 2012	Fiat Bravo 2007	Peugeot 308-new 2013	Renault Megane III 2009	Opel Astra J 2011	VW Golf VI 2008	BMW 3 Series 2012	Ford Mondeo-new 2014	Opel Insignia 2009	Toyota Avenis 2011	Audi A4 2009	BMW 5 Series 2011	Mercedes E Series 2009
Front Bumper	<i>Pare - Chocs Avant</i>	272,01	143,66	200,03	412,29	241,00	273,00	279,00	281,63	168,34	351,36	272,03	516,99	359,89	569,00	659,69	570,16	241,91	707,00	809,00	590,00
Bonnet	<i>Capot Avant</i>	195,58	201,78	313,69	369,20	291,00	265,39	411,62	299,31	247,03	266,77	262,40	438,88	492,13	626,44	483,37	706,49	343,02	590,13	1.246,00	1.060,00
Front Wing	<i>Aile Avant</i>	117,95	77,34	118,17	178,66	95,00	143,98	179,35	112,86	121,64	128,00	123,17	172,99	176,36	274,67	198,89	222,31	160,04	235,39	506,00	407,38
Radiator	<i>Radiateur</i>	101,93	155,50	235,17	254,80	135,77	142,17	183,00	170,94	198,00	216,35	278,15	343,77	137,38	428,72	322,91	286,57	305,62	132,43	619,00	580,00
Head Lamp	<i>Bloc Optique</i>	157,37	147,57	139,65	248,52	169,00	189,87	203,00	213,68	219,96	137,00	161,24	301,70	210,58	524,00	235,84	289,82	255,22	824,00	646,00	520,00
Front Door	<i>Porte Avant</i>	587,93	456,49	669,80	567,14	457,00	508,43	370,00	520,70	373,14	336,09	321,24	596,96	606,19	709,73	641,25	712,76	423,07	655,00	1.027,00	762,07
Rear Door	<i>Porte Arriere</i>	**	**	266,34	**	**	**	391,50	326,08	390,66	336,09	358,27	610,12	564,64	703,98	573,50	712,73	365,36	736,00	1.019,00	789,07
Rear Wing	<i>Aile Arriere</i>	701,48	351,96	432,17	383,41	358,00	441,87	599,51	540,29	260,95	358,00	533,94	607,35	562,74	820,11	417,85	210,08	339,28	595,00	931,00	975,00
Rear Lamp	<i>Feu Ar Complete</i>	97,45	106,04	54,87	117,95	81,87	81,18	57,00	197,17	70,73	80,98	44,70	685,01	78,28	272,25	477,23	155,03	95,43	305,48	341,00	260,99
Boot Lid	<i>Hayon / Capot</i>	485,08	530,23	434,97	644,00	539,81	567,69	579,25	472,37	343,55	780,58	378,97	173,57	550,27	688,00	1.354,68	671,82	333,50	647,00	887,00	806,45
Rear Bumper	<i>Pare - Chocs Arriere</i>	294,03	123,97	90,11	339,36	199,00	259,88	289,00	315,49	125,55	256,00	109,99	474,47	340,87	699,81	588,75	522,96	231,00	450,00	926,00	528,97
Windscreen	<i>Pare - Brises</i>	255,04	281,02	120,24	296,98	166,11	223,44	364,31	342,09	224,40	255,00	139,19	286,00	245,40	331,71	392,22	342,61	342,22	372,00	419,00	565,00
Total National 2016	<i>Tot Monnaie Nation 2016</i>	3.265,85	2.575,56	3.075,21	3.812,31	2.733,56	3.096,90	3.906,54	3.792,61	2.743,95	3.502,22	2.983,29	5.207,81	4.324,73	6.648,42	6.346,18	5.403,34	3.435,67	6.249,43	9.376,00	7.844,93
Total National 2015	<i>Tot Monnaie Nation 2015</i>	3.225,83	3.522,07			2.785,65	2.327,98	3.452,13	3.982,27	3.253,05			4.180,44	2.733,98	4.774,99		4.368,44	3.478,04	4.428,61	6.722,78	
% 16/15 Tot. Nat.	<i>% 16/15 Tot. Mon. Nati.</i>	1,24%	-26,87%			-1,87%	33,03%	13,16%	-4,76%	-15,65%			24,58%	58,18%	39,23%		23,69%	-1,22%	41,11%	39,47%	
Total euros	<i>Tot euros</i>	3.265,85	2.575,56	3.075,21	3.812,31	2.733,56	3.096,90	3.906,54	3.792,61	2.743,95	3.502,22	2.983,29	5.207,81	4.324,73	6.648,42	6.346,18	5.403,34	3.435,67	6.249,43	9.376,00	7.844,93
Average euros	<i>Moyenne euros</i>	296,90	234,14	256,27	346,57	248,51	281,54	325,55	316,05	228,66	291,85	248,61	433,98	360,39	554,04	528,85	450,28	286,31	520,79	781,33	653,74

** = 3 Door Vehicle. Véhicule 3 portes.

PARTS MANUFACTURER		Category A						Category B						Category C					Category D		
Description	Designation																				
Radiator	<i>Radiateur</i>																				
Head Lamp	<i>Bloc Optique</i>																				
Rear Lamp	<i>Feu Ar Complete</i>																				

IE
Parts Price Survey As At 01 January 2016
Prix Des Pièces Détachées Au 01 Janvier 2016

Norway *Norvege*

CAR MANUFACTURER		Category A						Category B						Category C						Category D	
		Ford	Fiat	Renault	Opel	Peugeot	VW	Citroën	Ford	Fiat	Peugeot	Renault	Opel	VW	BMW	Ford	Opel	Toyota	Audi	BMW	Mercedes
		Fiesta	Punto	Clio IV	Corsa E-new	208	Polo	C4	Focus III	Bravo	308-new	Megane III	Astra J	Golf VI	3 Series	Mondeo-new	Insignia	Avensis	A4	5 Series	E Series
		Ambiente	Pop	Authentique	Expression	Access	Bluemotion	Business	Trend	Dynamic	Access	Authentique	Enjoy	Advance	320 d	Trend	Essentia	Active	Basic	530d	Elegance
		1242 cc	1242 cc	1149 cc	1398 cc	1199 cc	1198 cc	1598 cc	1596 cc	1368 cc	1199 cc	1598 cc	1598 cc	1968 cc	1995 cc	1499 cc	1796 cc	1598cc	1798	2993 cc	2200 cc
		2008	2012	2014	2014	2014	2011	2011	2012	2007	2013	2009	2011	2008	2012	2014	2009	2011	2009	2011	2009
Description	Designation	Kronor	Kronor	Kronor	Kronor	Kronor	Kronor	Kronor	Kronor	Kronor	Kronor	Kronor	Kronor	Kronor	Kronor	Kronor	Kronor	Kronor	Kronor	Kronor	Kronor
Front Bumper	<i>Pare - Chocs Avant</i>	2.719,0	1.905,0	1.800,0	3.771,0	3.829,0	3.248,0	1.822,0	2.592,0	2.741,0	4.738,0	3.700,0	5.561,0	4.267,0	3.134,0	3.261,0	5.886,0	3.727,0	5.102,0	5.421,0	5.922,0
Bonnet	<i>Capot Avant</i>	1.856,0	3.098,0	4.750,0	3.031,0	3.809,0	4.211,0	4.961,0	2.440,0	2.658,0	4.407,0	2.850,0	3.866,0	4.682,0	3.427,0	2.493,0	7.440,0	5.408,0	6.524,0	8.989,0	12.745,0
Front Wing	<i>Aile Avant</i>	1.040,0	1.547,0	2.270,0	1.401,0	2.000,0	1.775,0	1.338,0	1.000,0	1.649,0	2.968,0	2.270,0	1.539,0	1.921,0	1.813,0	1.008,0	2.140,0	1.881,0	2.834,0	3.700,0	4.263,0
Radiator	<i>Radiateur</i>	1.143,0	2.397,0	3.300,0	2.088,0	2.404,0	2.144,0	3.394,0	2.309,0	3.074,0	3.802,0	2.950,0	2.485,0	3.147,0	3.110,0	2.797,0	2.214,0	3.482,0	1.753,0	4.261,0	4.921,0
Head Lamp	<i>Bloc Optique</i>	1.472,0	1.758,0	2.275,0	2.604,0	2.838,0	1.854,0	3.195,0	1.318,0	1.825,0	2.691,0	1.825,0	2.197,0	2.593,0	3.154,0	1.562,0	2.781,0	4.616,0	3.903,0	4.958,0	4.947,0
Front Door	<i>Porte Avant</i>	2.697,0	6.224,0	9.150,0	5.143,0	5.688,0	6.132,0	5.727,0	2.544,0	3.931,0	5.610,0	4.750,0	6.176,0	6.311,0	4.676,0	2.934,0	7.831,0	8.088,0	6.686,0	7.044,0	10.370,0
Rear Door	<i>Porte Arriere</i>	**	**	4.400,0	**	**	**	5.727,0	2.359,0	3.689,0	5.610,0	4.630,0	7.027,0	6.278,0	4.825,0	2.512,0	7.819,0	6.844,0	6.686,0	6.986,0	10.648,0
Rear Wing	<i>Aile Arriere</i>	3.826,0	3.713,0	6.880,0	3.773,0	8.211,0	5.174,0	12.489,0	3.324,0	5.025,0	7.261,0	5.350,0	6.469,0	3.366,0	6.070,0	1.830,0	3.907,0	5.917,0	5.835,0	6.785,0	11.784,0
Rear Lamp	<i>Feu Ar Complete</i>	826,0	1.123,0	1.325,0	1.016,0	1.239,0	1.070,0	1.395,0	1.512,0	1.047,0	1.291,0	1.075,0	1.703,0	1.086,0	1.752,0	3.012,0	1.579,0	2.106,0	1.310,0	2.420,0	3.190,0
Boot Lid	<i>Hayon / Capot</i>	2.633,0	6.775,0	5.550,0	6.222,0	8.127,0	6.115,0	3.552,0	2.636,0	8.032,0	10.306,0	5.200,0	7.385,0	6.591,0	4.763,0	6.079,0	7.630,0	5.412,0	6.754,0	6.012,0	11.687,0
Rear Bumper	<i>Pare - Chocs Arriere</i>	2.843,0	1.670,0	1.895,0	3.346,0	3.534,0	3.326,0	3.759,0	2.621,0	2.454,0	4.589,0	1.550,0	5.102,0	3.998,0	4.287,0	2.910,0	5.520,0	4.407,0	5.018,0	6.057,0	6.820,0
Windscreen	<i>Pare - Brises</i>	2.568,0	2.768,0	2.720,0	2.202,0	4.528,0	3.366,0	2.828,0	3.361,0	2.532,0	6.146,0	2.750,0	2.487,0	4.161,0	2.741,0	3.255,0	2.879,0	4.034,0	4.329,0	3.458,0	8.877,0
Total National 2016	<i>Tot Monnaie Nation 2016</i>	23.623,00	32.978,00	46.315,00	34.597,00	46.207,00	38.415,00	50.187,00	28.016,00	38.657,00	59.419,00	38.900,00	51.997,00	48.401,00	43.752,00	33.653,00	57.626,00	55.922,00	56.734,00	66.091,00	96.174,00
Total National 2015	<i>Tot Monnaie Nation 2015</i>	22.918,0	11.989,0	37.595,0		42.179,0	34.535,0	43.605,0	27.147,0	34.071,0		23.125,0	49.292,0	43.881,0	41.744,0		53.555,0	52.159,0	51.245,0	62.132,0	89.477,0
% 16/15 Tot. Nat.	<i>% 16/15 Tot. Mon. Nati.</i>	3,08%	175,07%	23,19%		9,55%	11,23%	15,09%	3,20%	13,46%		68,22%	5,49%	10,30%	4,81%		7,60%	7,21%	10,71%	6,37%	7,48%
Total euros	<i>Tot euros</i>	2.459,85	3.433,98	4.822,75	3.602,56	4.811,51	4.000,13	5.225,94	2.917,29	4.025,33	6.187,26	4.050,63	5.414,41	5.039,96	4.555,87	3.504,27	6.000,56	5.823,12	5.907,67	6.882,01	10.014,54
Average euros	<i>Moyenne euros</i>	223,62	312,18	401,90	327,51	437,41	363,65	435,49	243,11	335,44	515,61	337,55	451,20	420,00	379,66	292,02	500,05	485,26	492,31	573,50	834,54

** = 3 Door Vehicle. Véhicule 3 portes.

PARTS MANUFACTURER		Category A						Category B						Category C						Category D	
Description	Designation																				
Radiator	<i>Radiateur</i>																				
Head Lamp	<i>Bloc Optique</i>																				
Rear Lamp	<i>Feu Ar Complete</i>																				

IE
Parts Price Survey As At 01 January 2016
Prix Des Pièces Détachées Au 01 Janvier 2016

Poland *Pologne*

CAR MANUFACTURER		Category A						Category B						Category C					Category D		
Description	Designation	Ford 1242 cc 2008	Fiat Punto 2012	Renault Clio IV 2014	Opel Corsa E-new 2014	Peugeot 208 2014	VW Polo 2011	Citroën C4 2011	Ford Focus III 2012	Fiat Bravo 2007	Peugeot 308-new 2013	Renault Megane III 2009	Opel Astra J 2011	VW Golf VI 2008	BMW 3 Series 2012	Ford Mondeo-new 2014	Opel Insignia 2009	Toyota Avensis 2011	Audi A4 2009	BMW 5 Series 2011	Mercedes E Series 2009
CAR MANUFACTURER		Zloty	Zloty	Zloty	Zloty	Zloty	Zloty	Zloty	Zloty	Zloty	Zloty	Zloty	Zloty	Zloty	Zloty	Zloty	Zloty	Zloty	Zloty	Zloty	Zloty
Front Bumper	<i>Pare - Choës Avant</i>	1.160,00	695,41	915,00	1.195,00	874,01	986,56	1.412,70	1.190,00	673,51	1.384,48	1.398,26	1.541,00	1.309,51	1.332,99	1.640,00	1.699,00	1.220,79	1.622,36	2.305,88	1.844,70
Bonnet	<i>Capot Avant</i>	782,00	726,03	1.660,00	974,00	1.154,83	1.073,25	1.524,85	1.160,00	918,53	1.319,27	1.245,08	1.322,00	2.040,16	1.354,66	1.270,00	2.157,00	1.675,76	1.664,52	3.552,96	3.298,10
Front Wing	<i>Aile Avant</i>	357,00	424,80	584,09	515,50	395,81	577,89	538,14	343,00	471,98	640,76	470,00	529,00	660,45	707,09	507,00	695,00	764,42	1.031,92	1.407,66	1.453,40
Radiator	<i>Radiateur</i>	420,00	586,41	733,97	736,00	727,17	934,64	1.008,23	814,00	769,49	1.218,24	1.386,21	892,50	985,59	1.265,91	953,00	851,00	1.208,43	517,29	1.734,29	1.182,50
Head Lamp	<i>Bloc Optique</i>	728,00	667,30	731,15	832,00	933,83	584,42	1.077,12	727,00	694,04	992,94	859,54	671,00	821,19	1.357,27	885,00	863,50	1.305,60	1.183,36	2.081,38	1.307,20
Front Door	<i>Porte Avant</i>	1.590,00	1.924,30	1.467,57	1.678,00	1.604,61	1.909,17	1.793,84	1.500,00	1.936,37	1.578,36	1.730,00	1.687,00	1.929,91	1.887,80	1.600,00	2.254,00	2.646,46	2.025,22	2.774,43	2.838,00
Rear Door	<i>Porte Arriere</i>	**	**	1.467,57	**	**	**	1.793,84	1.350,00	1.580,09	1.578,36	1.730,00	1.928,00	1.919,54	1.900,57	1.420,00	2.250,00	2.239,37	2.025,22	2.751,90	2.915,40
Rear Wing	<i>Aile Arriere</i>	2.050,00	1.136,09	2.000,00	1.207,00	1.198,89	1.665,34	2.525,27	1.820,00	913,80	1.509,05	2.140,40	1.919,00	1.081,69	2.164,19	1.050,00	1.213,00	2.009,52	1.768,78	2.417,69	3.311,00
Rear Lamp	<i>Feu Ar Complete</i>	438,00	378,57	350,00	330,00	336,04	328,05	568,20	857,00	335,65	464,32	264,84	536,00	330,66	683,92	1.720,00	466,50	509,47	402,35	947,69	842,80
Boot Lid	<i>Hayon / Capot</i>	1.550,00	1.823,73	1.908,00	1.991,00	1.974,92	1.900,04	1.963,13	1.510,00	1.910,20	2.262,97	1.978,87	2.125,00	2.018,47	1.927,26	3.460,00	2.268,00	1.948,61	2.067,22	2.432,72	2.979,90
Rear Bumper	<i>Pare - Choës Arriere</i>	1.230,00	609,26	450,00	1.016,00	684,78	1.013,10	1.260,50	1.220,00	583,69	472,60	550,15	1.412,00	1.247,57	1.778,87	1.470,00	1.560,00	1.326,30	1.517,26	2.513,18	2.124,20
Windscreen	<i>Pare - Brises</i>	921,00	823,57	518,59	832,00	711,45	945,05	923,88	1.350,00	654,29	1.294,78	682,44	882,00	1.112,52	1.073,22	1.390,00	1.039,00	1.407,11	1.143,92	1.353,92	1.608,20
Total National 2016	<i>Tot Monnaie Nation 2016</i>	11.226,00	9.795,47	12.785,94	11.306,50	10.596,34	11.917,51	16.389,70	13.841,00	11.441,64	14.716,13	14.435,79	15.444,50	15.457,26	17.433,75	17.365,00	17.316,00	18.261,84	16.969,42	26.273,70	25.705,40
Total National 2015	<i>Tot Monnaie Nation 2015</i>	11.234,00	9.575,03	11.164,81		11.171,95	11.553,33	15.785,89	13.423,00	11.272,55		13.792,64	14.635,00	14.280,82	17.151,04		15.980,50	18.302,00	16.648,81	25.512,79	25.198,00
% 16/15 Tot. Nat.	<i>% 16/15 Tot. Mon. Nati.</i>	-0,07%	2,30%	14,52%		-5,15%	3,15%	3,82%	3,11%	1,50%		4,66%	5,53%	8,24%	1,65%		8,36%	-0,22%	1,93%	2,98%	2,01%
Total euros	<i>Tot euros</i>	2.635,56	2.299,71	3.001,79	2.654,46	2.487,73	2.797,91	3.847,85	3.249,49	2.686,18	3.454,94	3.389,13	3.625,95	3.628,94	4.092,97	4.076,83	4.065,32	4.287,38	3.983,96	6.168,35	6.034,92
Average euros	<i>Moyenne euros</i>	239,60	209,06	250,15	241,31	226,16	254,36	320,65	270,79	223,85	287,91	282,43	302,16	302,41	341,08	339,74	338,78	357,28	332,00	514,03	502,91

** = 3 Door Vehicle. *Véhicule 3 portes.*

PARTS MANUFACTURER		Category A						Category B						Category C					Category D		
Description	Designation	Ford	Fiat	Renault	Opel	Peugeot	VW	Citroën	Ford	Fiat	Peugeot	Renault	Opel	VW	BMW	Ford	Opel	Toyota	Audi	BMW	Mercedes
Description	Designation	Zloty	Zloty	Zloty	Zloty	Zloty	Zloty	Zloty	Zloty	Zloty	Zloty	Zloty	Zloty	Zloty	Zloty	Zloty	Zloty	Zloty	Zloty	Zloty	Zloty
Radiator	<i>Radiateur</i>	117,89	47,60	149,60	113,45	88,36	83,65	91,20	117,32	47,60	515,12	133,47	102,82	110,40	214,34	953,00	155,81	128,09	183,30	575,84	179,50
Head Lamp	<i>Bloc Optique</i>	203,28	165,60	199,98	832,00	177,76	118,37	235,58	224,70	190,05	884,00	233,19	243,45	179,25	389,26	885,00	279,24	326,90	279,78	948,10	349,74
Rear Lamp	<i>Feu Ar Complete</i>	24,35	75,20	99,97	330,00	141,81	79,11	156,85	124,86	115,39	284,00	78,40	79,20	64,20	412,22	218,67	104,14	184,79	78,18	368,19	418,53

IE
Parts Price Survey As At 01 January 2016
Prix Des Pièces Détachées Au 01 Janvier 2016

		Category A						Category B						Category C					Category D		
		Ford Fiesta Ambiente 1242 cc 2008	Fiat Punto Pop 1242 cc 2012	Renault Clio IV Authentique 1149 cc 2014	Opel Corsa E-new Expression 1398 cc 2014	Peugeot 208 Access 1199 cc 2014	VW Polo Bluemotion 1198 cc 2011	Citroën C4 Business 1598 cc 2011	Ford Focus III Trend 1596 cc 2012	Fiat Bravo Dynamic 1368 cc 2007	Peugeot 308-new Access 1199 cc 2013	Renault Megane III Authentique 1598 cc 2009	Opel Astra J Enjoy 1598 cc 2011	VW Golf VI Advance 1968 cc 2008	BMW 3 Series 320 d 1995 cc 2012	Ford Mondeo-new Trend 1499 cc 2014	Opel Insignia Essentia 1796 cc 2009	Toyota Avensis Active 1598cc 2011	Audi A4 Basic 1798 2009	BMW 5 Series 530d 2993 cc 2011	Mercedes E Series Elegance 2200 cc 2009
Spain	<i>Espagne</i>																				
CAR MANUFACTURER																					
12 Parts	12 Pièces																				
Description	Designation	Euros	Euros	Euros	Euros	Euros	Euros	Euros	Euros	Euros	Euros	Euros	Euros	Euros	Euros	Euros	Euros	Euros	Euros	Euros	Euros
Front Bumper	<i>Pare - Chocs Avant</i>	341,31	195,50	258,95	317,50	281,78	242,74	320,87	305,66	257,86	325,29	364,67	400,50	319,06	375,12	414,62	441,00	266,35	405,00	648,90	465,44
Bonnet	<i>Capot Avant</i>	191,83	249,51	300,96	268,50	279,31	263,16	360,00	252,18	233,88	303,89	306,35	362,50	292,74	371,11	316,92	591,50	361,65	432,80	973,33	803,51
Front Wing	<i>Aile Avant</i>	120,12	103,41	171,55	165,50	94,49	138,15	122,10	115,40	159,00	157,01	142,76	167,50	149,17	175,48	128,13	223,50	180,40	239,80	358,08	370,81
Radiator	<i>Radiateur</i>	123,78	168,07	204,93	209,00	160,93	161,05	287,61	202,89	232,02	297,71	256,16	233,50	236,03	377,37	284,11	234,50	257,11	147,47	517,01	369,97
Head Lamp	<i>Bloc Optique</i>	175,72	181,01	177,42	241,00	220,64	139,06	266,59	171,71	211,91	228,73	223,46	197,50	194,88	310,98	203,42	249,50	289,62	319,35	488,84	365,00
Front Door	<i>Porte Avant</i>	342,11	593,67	299,82	425,00	390,17	415,48	423,80	322,52	510,79	387,43	357,21	433,00	427,64	569,38	365,02	567,50	644,39	446,90	857,74	713,74
Rear Door	<i>Porte Arriere</i>	**	**	299,82	**	**	**	411,57	293,23	469,90	387,43	357,21	492,00	425,43	586,91	312,39	567,00	540,82	446,90	849,81	732,85
Rear Wing	<i>Aile Arriere</i>	470,93	329,13	306,72	302,50	391,24	427,10	463,95	397,92	252,02	345,78	590,31	473,00	277,61	654,27	227,60	302,50	440,60	446,40	731,31	747,77
Rear Lamp	<i>Feu Ar Complete</i>	95,31	105,11	88,58	92,40	75,96	84,80	124,79	196,88	96,13	106,95	71,60	130,00	86,22	213,43	392,52	115,50	134,06	108,87	294,69	206,54
Boot Lid	<i>Hayon / Capot</i>	331,63	569,56	542,77	514,00	431,82	412,87	464,62	327,77	561,61	516,44	464,78	545,50	444,80	470,67	756,35	577,50	362,88	467,82	594,11	741,67
Rear Bumper	<i>Pare - Chocs Arriere</i>	356,85	168,45	115,31	270,50	239,80	263,67	305,12	309,02	227,87	314,38	141,45	367,00	317,08	544,20	370,05	405,00	320,77	400,02	768,84	535,96
Windscreen	<i>Pare - Brises</i>	303,02	249,76	137,68	236,00	228,69	218,37	202,52	322,30	259,29	293,15	168,49	247,50	270,08	305,63	315,32	293,50	336,37	303,80	385,57	370,81
Total National 2016	<i>Tot Monnaie Nation 2016</i>	2.852,61	2.913,18	2.904,51	3.041,90	2.794,83	2.766,45	3.753,54	3.217,48	3.472,28	3.664,19	3.444,45	4.049,50	3.440,74	4.954,55	4.086,45	4.568,50	4.135,02	4.165,13	7.468,23	6.424,07
Total National 2015	<i>Tot Monnaie Nation 2015</i>	2.820,12	2.865,37	2.584,52		2.772,34	2.706,76	3.733,73	3.101,82	3.383,22		3.444,45	3.889,00	3.380,08	4.986,50		4.282,00	4.072,31	3.946,47	7.414,55	6.313,03
% 16/15 Tot. Nat.	<i>% 16/15 Tot. Mon. Nati.</i>	1,15%	1,67%	12,38%		0,81%	2,21%	0,53%	3,73%	2,63%		0,00%	4,13%	1,79%	-0,64%		6,69%	1,54%	5,54%	0,72%	1,76%
Total euros	<i>Tot euros</i>	2.852,61	2.913,18	2.904,51	3.041,90	2.794,83	2.766,45	3.753,54	3.217,48	3.472,28	3.664,19	3.444,45	4.049,50	3.440,74	4.954,55	4.086,45	4.568,50	4.135,02	4.165,13	7.468,23	6.424,07
Average euros	<i>Moyenne euros</i>	259,33	264,83	242,04	276,54	254,08	251,50	312,80	268,12	289,36	305,35	287,04	337,46	286,73	412,88	340,54	380,71	344,59	347,09	622,35	535,34

** = 3 Door Vehicle. Véhicule 3 portes.

PARTS MANUFACTURER		Category A						Category B						Category C					Category D		
Description	Designation																				
Radiator	<i>Radiateur</i>	71,17	128,05	106,33		57,03	80,61	147,47	141,76	120,85	141,22	147,23	118,06	120,25	146,94		109,57	121,00	90,16	290,27	141,01
Head Lamp	<i>Bloc Optique</i>	130,80	113,97	136,37		137,21	104,82	147,14	147,50	132,19		141,26	132,89	147,33	256,71		150,90	131,96	194,83	333,86	219,54
Rear Lamp	<i>Feu Ar Complete</i>	70,97	73,62	66,24		75,74	59,18	129,41	146,57	65,61		45,92	111,67	43,47	227,69		90,45	91,06	72,36	150,11	189,64

IE
Parts Price Survey As At 01 January 2016
Prix Des Pièces Détachées Au 01 Janvier 2016

UK

GB

CAR MANUFACTURER		Category A						Category B						Category C						Category D	
Description	Designation	Pounds	Pounds	Pounds	Pounds	Pounds	Pounds	Pounds	Pounds	Pounds	Pounds	Pounds	Pounds	Pounds	Pounds	Pounds	Pounds	Pounds	Pounds	Pounds	Pounds
Front Bumper	<i>Pare - Chocs Avant</i>	349,14	162,89	195,01	236,00	252,18	198,28	343,39	398,40	202,41	282,76	163,34	268,00	268,10	356,01	335,44	318,00	203,01	341,53	506,21	420,00
Bonnet	<i>Capot Avant</i>	152,43	181,57	202,98	195,00	237,79	193,00	366,98	200,37	183,58	268,23	206,03	261,00	246,17	466,23	245,78	435,00	276,93	301,92	599,98	720,00
Front Wing	<i>Aile Avant</i>	82,57	81,14	110,00	125,00	88,70	99,50	129,64	79,13	86,94	141,72	99,03	133,00	121,96	179,80	101,13	161,00	106,88	188,27	239,29	298,00
Radiator	<i>Radiateur</i>	107,97	146,78	150,00	175,00	150,00	114,30	244,29	170,45	193,60	267,64	201,87	215,00	155,84	230,85	218,46	132,00	364,05	93,68	328,05	281,00
Head Lamp	<i>Bloc Optique</i>	138,46	170,97	167,50	142,00	193,32	100,61	224,87	124,82	152,06	162,37	127,98	172,00	138,54	368,34	158,78	153,00	148,93	223,62	458,34	526,00
Front Door	<i>Porte Avant</i>	341,83	406,47	293,76	330,00	512,38	312,16	432,31	408,83	503,92	326,04	272,66	330,00	303,46	483,76	339,16	410,00	364,05	355,66	627,26	636,00
Rear Door	<i>Porte Arriere</i>	**	**	298,53	**	**	**	418,13	249,23	463,59	326,04	272,66	383,00	301,72	482,99	290,76	415,00	336,06	355,66	699,34	653,00
Rear Wing	<i>Aile Arriere</i>	390,52	353,85	399,75	250,00	370,54	272,30	550,53	317,25	301,12	398,99	330,23	397,00	177,22	434,22	188,73	249,00	332,47	290,02	403,31	566,00
Rear Lamp	<i>Feu Ar Complete</i>	81,78	61,68	65,00	60,00	59,93	60,73	110,63	160,21	77,91	120,84	44,01	111,00	59,61	131,67	319,43	62,50	98,91	81,45	158,14	149,00
Boot Lid	<i>Hayon / Capot</i>	258,23	430,85	360,10	412,00	493,69	338,06	179,38	271,80	536,53	545,34	430,98	433,00	359,55	497,21	628,00	434,00	262,66	397,97	388,36	538,00
Rear Bumper	<i>Pare - Chocs Arriere</i>	360,14	145,92	89,23	201,00	229,24	194,45	317,29	394,18	178,89	276,20	84,86	297,00	238,05	486,55	230,10	346,00	199,56	300,71	643,67	484,00
Windscreen	<i>Pare - Brises</i>	182,06	192,63	137,16	189,00	229,07	181,93	232,94	212,40	257,06	263,10	155,56	219,00	231,33	235,60	237,58	316,00	208,69	227,50	297,22	268,00
Total National 2016	<i>Tot Monnaie Nation 2016</i>	2.445,13	2.334,75	2.469,02	2.315,00	2.816,84	2.065,32	3.550,38	2.987,07	3.137,61	3.379,27	2.389,21	3.219,00	2.601,55	4.353,23	3.293,35	3.431,50	2.902,20	3.157,99	5.349,17	5.539,00
Total National 2015	<i>Tot Monnaie Nation 2015</i>	2.120,93	2.271,35	2.494,44		2.729,13	1.991,58	3.634,97	2.496,14	3.016,29		2.437,02	3.140,00	2.527,31	4.328,86		3.187,00	2.922,55	2.966,60	5.196,90	5.435,00
% 16/15 Tot. Nat.	<i>% 16/15 Tot. Mon. Nati.</i>	15,29%	2,79%	-1,02%		3,21%	3,70%	-2,33%	19,67%	4,02%		-1,96%	2,52%	2,94%	0,56%		7,67%	-0,70%	6,45%	2,93%	1,91%
Total euros	<i>Tot euros</i>	3.319,08	3.169,24	3.351,50	3.142,43	3.823,64	2.803,51	4.819,37	4.054,72	4.259,06	4.587,10	3.243,17	4.369,54	3.531,40	5.909,17	4.470,47	4.658,00	3.939,51	4.286,73	7.261,09	7.518,77
Average euros	<i>Moyenne euros</i>	301,73	288,11	279,29	285,68	347,60	254,86	401,61	337,89	354,92	382,26	270,26	364,13	294,28	492,43	372,54	388,17	328,29	357,23	605,09	626,56

** = 3 Door Vehicle. Véhicule 3 portes.

PARTS MANUFACTURER		Category A						Category B						Category C						Category D	
Description	Designation																				
Radiator	<i>Radiateur</i>																				
Head Lamp	<i>Bloc Optique</i>																				
Rear Lamp	<i>Feu Ar Complete</i>																				

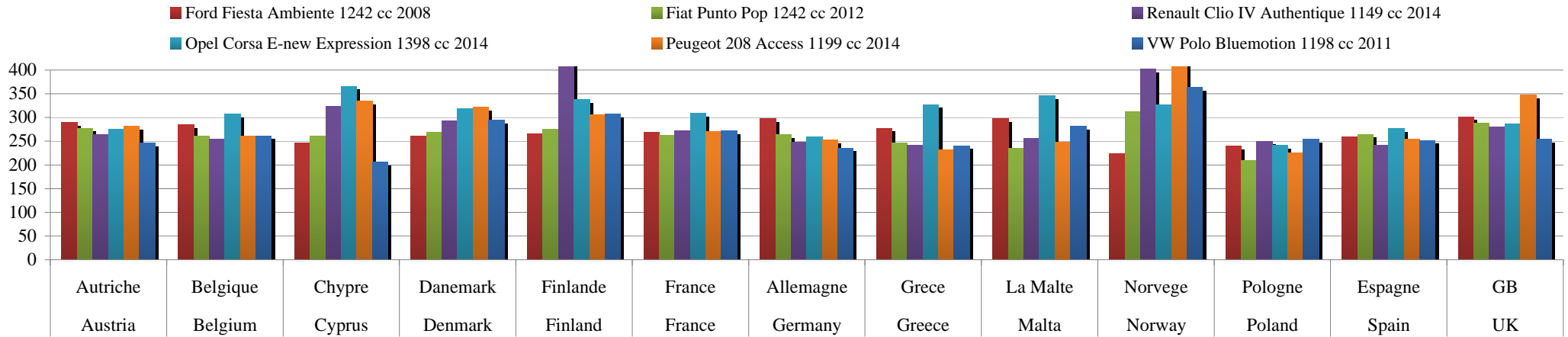
Average Price Of 12 Parts In Euros For All Vehicles - 2016

CAR MANUFACTURER		Category A						Category B						Category C					Category D		Average Per Country	
		Ford	Fiat	Renault	Opel	Peugeot	VW	Citroën	Ford	Fiat	Peugeot	Renault	Opel	VW	BMW	Ford	Opel	Toyota	Audi	BMW		Mercedes
		Fiesta	Punto	Clio IV	Corsa E-new	208	Polo	C4	Focus III	Bravo	308-new	Megane III	Astra J	Golf VI	3 Series	Mondeo-new	Insignia	Avensis	A4	5 Series		E Series
		Ambiente	Pop	Authentique	Expression	Access	Bluemotion	Business	Trend	Dynamic	Access	Authentique	Enjoy	Advance	320 d	Trend	Essentia	Active	Basic	530d		Elegance
		1242 cc	1242 cc	1149 cc	1398 cc	1199 cc	1198 cc	1598 cc	1596 cc	1368 cc	1199 cc	1598 cc	1598 cc	1968 cc	1995 cc	1499 cc	1796 cc	1598cc	1798	2993 cc		2200 cc
		2008	2012	2014	2014	2014	2011	2011	2012	2007	2013	2009	2011	2008	2012	2014	2009	2011	2009	2011	2009	
Austria	<i>Autriche</i>	289,19	277,36	263,50	275,88	280,90	246,84	321,80	306,69	294,42	376,05	307,27	365,83	277,44	334,01	391,30	400,58	396,43	326,04	503,38	514,03	337,45
Belgium	<i>Belgique</i>	284,90	260,71	253,81	307,09	260,14	261,72	339,04	301,27	283,75	301,91	294,68	377,75	293,16	365,08	376,12	424,54	381,48	340,92	553,26	559,10	341,02
Cyprus	<i>Chypre</i>	246,17	260,55	323,51	366,18	335,22	205,91	373,39	273,31	267,94	354,45	314,82	437,82	242,46	474,37	377,86	472,30	342,79	283,65	658,62	619,70	361,55
Denmark	<i>Danemark</i>	261,55	269,19	293,12	318,46	321,01	293,91	389,75	287,52	290,21	368,05	337,27	383,13	350,63	348,67	364,28	425,86	428,47	409,35	528,02	536,73	360,26
Finland	<i>Finlande</i>	265,70	275,80	425,67	337,55	305,94	306,67	363,78	283,15	296,97	354,84	401,25	388,04	350,94	407,11	354,15	433,29	374,86	415,12	616,76	656,09	380,68
France	<i>France</i>	269,35	263,24	271,76	308,65	270,53	272,49	323,74	295,52	271,21	302,81	308,32	376,88	283,01	347,78	387,12	426,00	354,82	340,73	526,38	515,05	335,77
Germany	<i>Allemagne</i>	297,19	263,93	247,56	259,63	252,77	235,94	275,30	317,25	278,16	296,34	291,13	318,63	262,47	305,56	383,29	353,38	343,33	311,25	496,43	468,11	312,88
Greece	<i>Grece</i>	277,59	246,50	242,00	327,42	231,69	240,35	341,93	311,07	258,93	310,10	317,34		278,34	386,11	381,13		299,29	344,44		587,23	316,56
Malta	<i>La Malte</i>	296,90	234,14	256,27	346,57	248,51	281,54	325,55	316,05	228,66	291,85	248,61	433,98	360,39	554,04	528,85	450,28	286,31	520,79	781,33	653,74	382,22
Norway	<i>Norvege</i>	223,62	312,18	401,90	327,51	437,41	363,65	435,49	243,11	335,44	515,61	337,55	451,20	420,00	379,66	292,02	500,05	485,26	492,31	573,50	834,54	418,10
Poland	<i>Pologne</i>	239,60	209,06	250,15	241,31	226,16	254,36	320,65	270,79	223,85	287,91	282,43	302,16	302,41	341,08	339,74	338,78	357,28	332,00	514,03	502,91	306,83
Spain	<i>Espagne</i>	259,33	264,83	242,04	276,54	254,08	251,50	312,80	268,12	289,36	305,35	287,04	337,46	286,73	412,88	340,54	380,71	344,59	347,09	622,35	535,34	330,93
UK	<i>GB</i>	301,73	288,11	279,29	285,68	347,60	254,86	401,61	337,89	354,92	382,26	270,26	364,13	294,28	492,43	372,54	388,17	328,29	357,23	605,09	626,56	366,65
Average Per Vehicle		270,22	263,51	288,51	306,04	290,15	266,90	348,06	293,21	282,60	342,12	307,54	378,08	307,87	396,06	376,07	416,16	363,32	370,84	581,60	585,32	

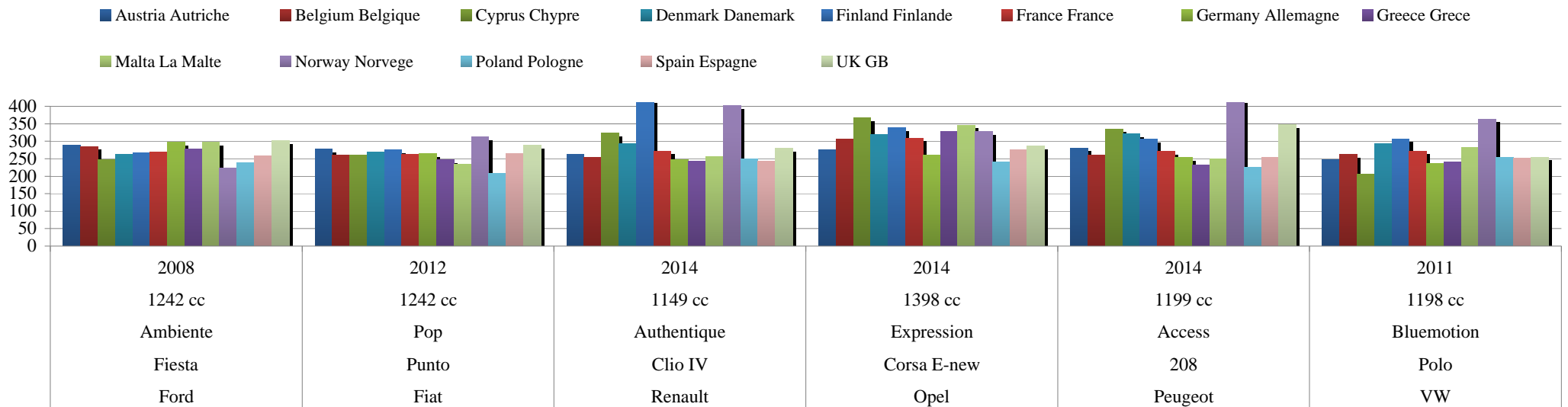
Average Price Of 12 Parts In Euros For Category A Vehicles

CAR MANUFACTURER		Category A						Average Per Country
		Ford	Fiat	Renault	Opel	Peugeot	VW	
		Fiesta	Punto	Clio IV	Corsa E-new	208	Polo	
		Ambiente 1242 cc 2008	Pop 1242 cc 2012	Authentique 1149 cc 2014	Expression 1398 cc 2014	Access 1199 cc 2014	Bluemotion 1198 cc 2011	
Austria	<i>Autriche</i>	289,19	277,36	263,50	275,88	280,90	246,84	272,28
Belgium	<i>Belgique</i>	284,90	260,71	253,81	307,09	260,14	261,72	271,39
Cyprus	<i>Chypre</i>	246,17	260,55	323,51	366,18	335,22	205,91	289,59
Denmark	<i>Danemark</i>	261,55	269,19	293,12	318,46	321,01	293,91	292,87
Finland	<i>Finlande</i>	265,70	275,80	425,67	337,55	305,94	306,67	319,55
France	<i>France</i>	269,35	263,24	271,76	308,65	270,53	272,49	276,00
Germany	<i>Allemagne</i>	297,19	263,93	247,56	259,63	252,77	235,94	259,50
Greece	<i>Grece</i>	277,59	246,50	242,00	327,42	231,69	240,35	260,93
Malta	<i>La Malte</i>	296,90	234,14	256,27	346,57	248,51	281,54	277,32
Norway	<i>Norvege</i>	223,62	312,18	401,90	327,51	437,41	363,65	344,38
Poland	<i>Pologne</i>	239,60	209,06	250,15	241,31	226,16	254,36	236,77
Spain	<i>Espagne</i>	259,33	264,83	242,04	276,54	254,08	251,50	258,05
UK	<i>GB</i>	301,73	288,11	279,29	285,68	347,60	254,86	292,88
Average Per Vehicle		270,22	263,51	288,51	306,04	290,15	266,90	

Category A Vehicles. Average of 12 Parts in Euros by Country



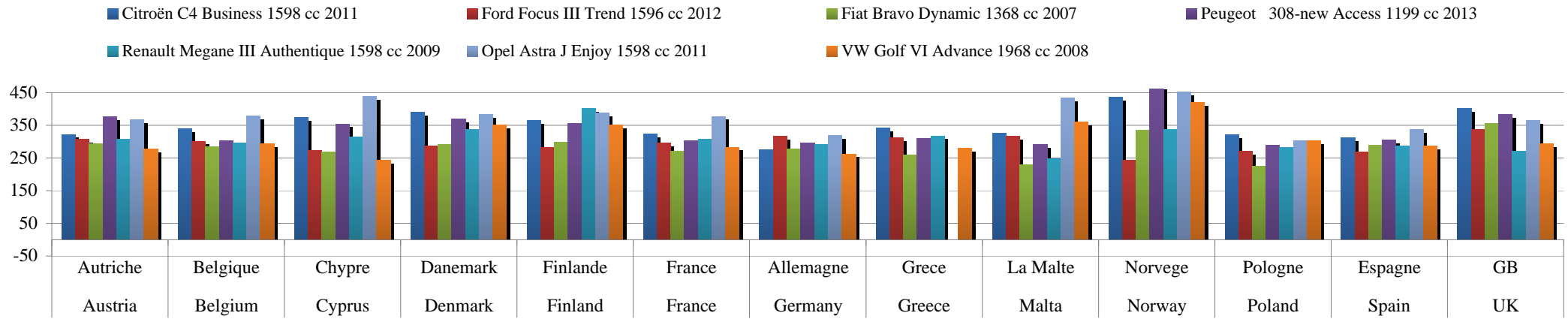
Category A Vehicles . Average of 12 Parts in Euros by Vehicle.



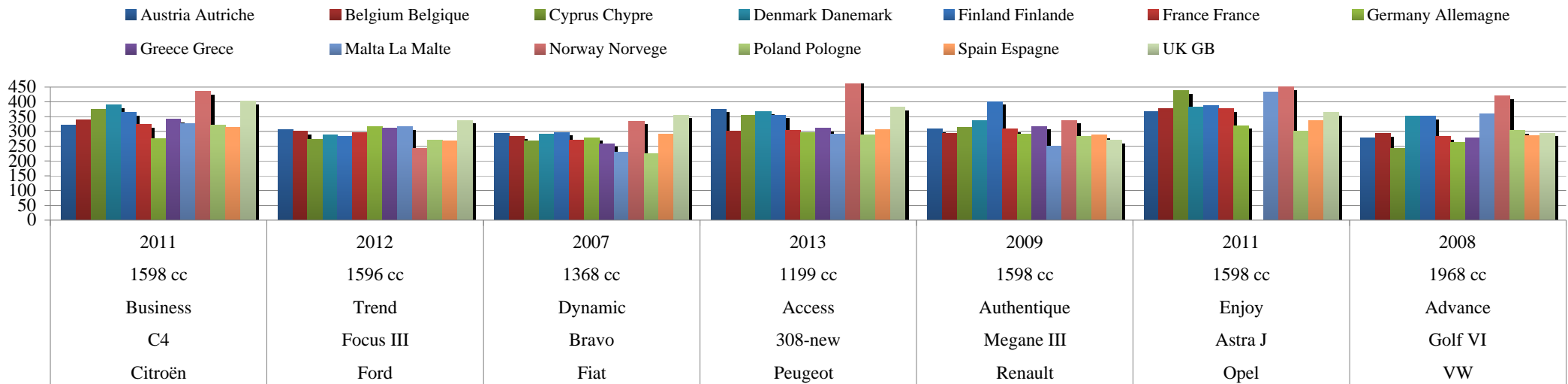
Average Price Of 12 Parts In Euros For Category B Vehicles

CAR MANUFACTURER		Category B							Average Per Country
		Citroën	Ford	Fiat	Peugeot	Renault	Opel	VW	
		C4	Focus III	Bravo	308-new	Megane III	Astra J	Golf VI	
		Business	Trend	Dynamic	Access	Authentique	Enjoy	Advance	
		1598 cc	1596 cc	1368 cc	1199 cc	1598 cc	1598 cc	1968 cc	
		2011	2012	2007	2013	2009	2011	2008	
Austria	<i>Autriche</i>	321,80	306,69	294,42	376,05	307,27	365,83	277,44	321,36
Belgium	<i>Belgique</i>	339,04	301,27	283,75	301,91	294,68	377,75	293,16	313,08
Cyprus	<i>Chypre</i>	373,39	273,31	267,94	354,45	314,82	437,82	242,46	323,46
Denmark	<i>Danemark</i>	389,75	287,52	290,21	368,05	337,27	383,13	350,63	343,79
Finland	<i>Finlande</i>	363,78	283,15	296,97	354,84	401,25	388,04	350,94	348,42
France	<i>France</i>	323,74	295,52	271,21	302,81	308,32	376,88	283,01	308,78
Germany	<i>Allemagne</i>	275,30	317,25	278,16	296,34	291,13	318,63	262,47	291,33
Greece	<i>Grece</i>	341,93	311,07	258,93	310,10	317,34		278,34	302,95
Malta	<i>La Malte</i>	325,55	316,05	228,66	291,85	248,61	433,98	360,39	315,01
Norway	<i>Norvege</i>	435,49	243,11	335,44	515,61	337,55	451,20	420,00	391,20
Poland	<i>Pologne</i>	320,65	270,79	223,85	287,91	282,43	302,16	302,41	284,32
Spain	<i>Espagne</i>	312,80	268,12	289,36	305,35	287,04	337,46	286,73	298,12
UK	<i>GB</i>	401,61	337,89	354,92	382,26	270,26	364,13	294,28	333,96
Average Per Vehicle		348,06	293,21	282,60	342,12	307,54	378,08	307,87	

Category B Vehicles. Average of 12 Parts in Euros by Country



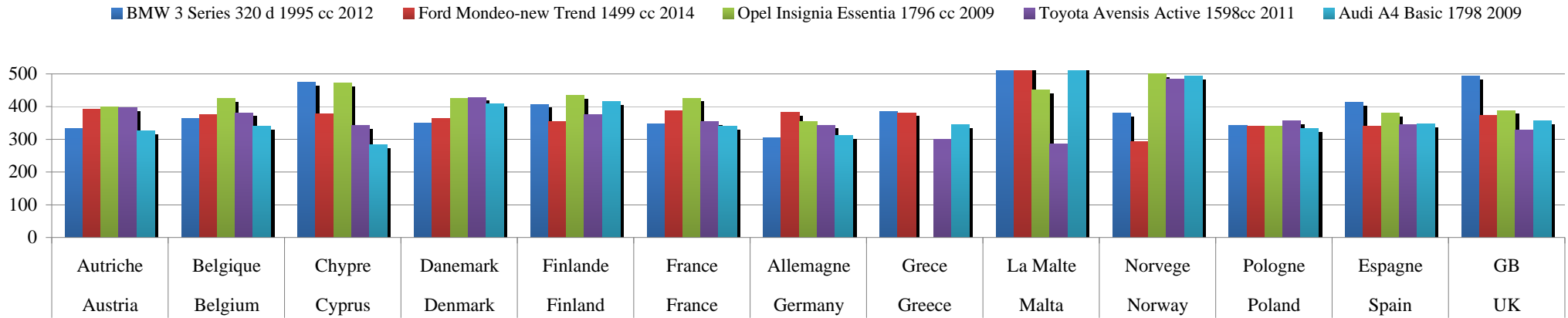
Category B Vehicles. Average of 12 Parts in Euros by Vehicle



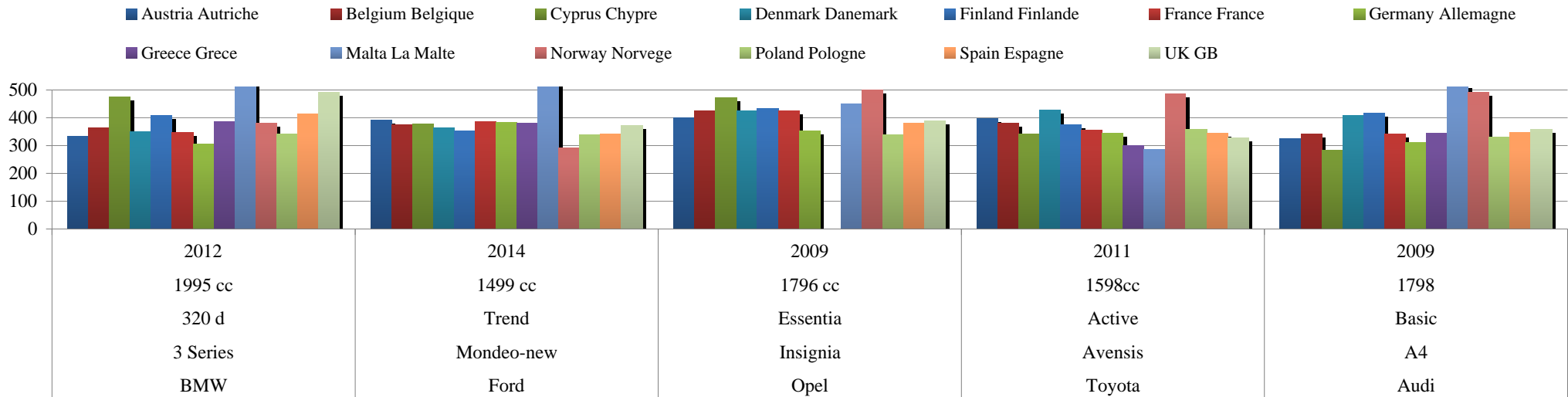
Average Price Of 12 Parts In Euros For Category C Vehicles

CAR MANUFACTURER		Category C					Average Per Country
		BMW	Ford	Opel	Toyota	Audi	
		3 Series	Mondeo-new	Insignia	Avensis	A4	
		320 d 1995 cc 2012	Trend 1499 cc 2014	Essentia 1796 cc 2009	Active 1598cc 2011	Basic 1798 2009	
Austria	<i>Autriche</i>	334,01	391,30	400,58	396,43	326,04	369,67
Belgium	<i>Belgique</i>	365,08	376,12	424,54	381,48	340,92	377,63
Cyprus	<i>Chypre</i>	474,37	377,86	472,30	342,79	283,65	390,19
Denmark	<i>Danemark</i>	348,67	364,28	425,86	428,47	409,35	395,33
Finland	<i>Finlande</i>	407,11	354,15	433,29	374,86	415,12	396,91
France	<i>France</i>	347,78	387,12	426,00	354,82	340,73	371,29
Germany	<i>Allemagne</i>	305,56	383,29	353,38	343,33	311,25	339,36
Greece	<i>Grece</i>	386,11	381,13		299,29	344,44	352,74
Malta	<i>La Malte</i>	554,04	528,85	450,28	286,31	520,79	468,05
Norway	<i>Norvege</i>	379,66	292,02	500,05	485,26	492,31	429,86
Poland	<i>Pologne</i>	341,08	339,74	338,78	357,28	332,00	341,77
Spain	<i>Espagne</i>	412,88	340,54	380,71	344,59	347,09	365,16
UK	<i>GB</i>	492,43	372,54	388,17	328,29	357,23	387,73
Average Per Vehicle		396,06	376,07	416,16	363,32	370,84	

Category C Vehicles. Average of 12 Parts in Euros by Country



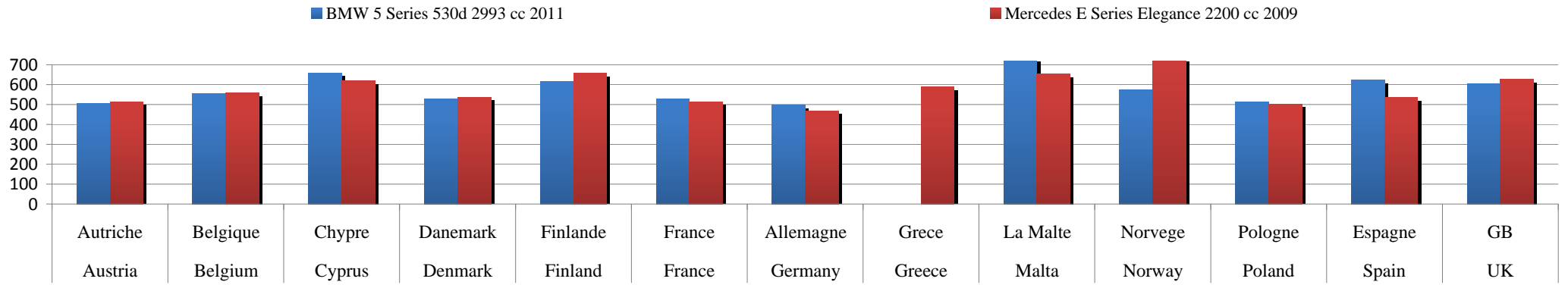
Category C Vehicles. Average of 12 Parts in Euros by Vehicle



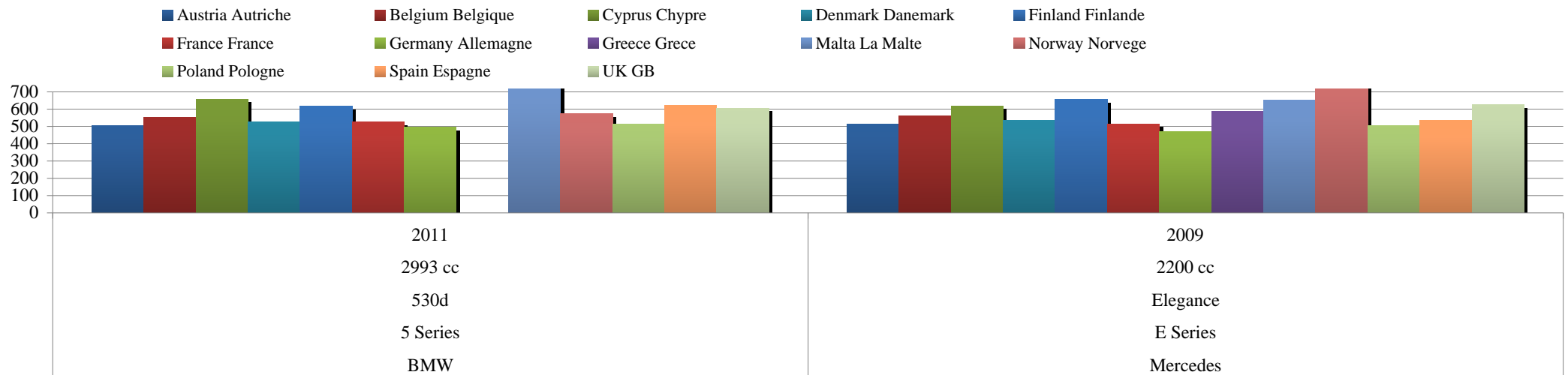
Average Price Of 12 Parts In Euros For Category D Vehicles

CAR MANUFACTURER		Category D		Average Per Country
		BMW 5 Series 530d 2993 cc 2011	Mercedes E Series Elegance 2200 cc 2009	
Austria	<i>Autriche</i>	503,38	514,03	508,70
Belgium	<i>Belgique</i>	553,26	559,10	556,18
Cyprus	<i>Chypre</i>	658,62	619,70	639,16
Denmark	<i>Danemark</i>	528,02	536,73	532,37
Finland	<i>Finlande</i>	616,76	656,09	636,43
France	<i>France</i>	526,38	515,05	520,72
Germany	<i>Allemagne</i>	496,43	468,11	482,27
Greece	<i>Grece</i>		587,23	587,23
Malta	<i>La Malte</i>	781,33	653,74	717,54
Norway	<i>Norvege</i>	573,50	834,54	704,02
Poland	<i>Pologne</i>	514,03	502,91	508,47
Spain	<i>Espagne</i>	622,35	535,34	578,85
UK	<i>GB</i>	605,09	626,56	615,83
Average Per Vehicle		581,60	585,32	

Category D Vehicles. Average of 12 Parts in Euro's by country



Category D Vehicles. Average of 12 Parts in Euro's by Vehicle



Prices Of Front Bumpers For All Countries In Euros

CAR MANUFACTURER		Category A						Category B						Category C					Category D		Average Per Country	
Front Bumper <i>Pare - Chocs Avant</i>		Ford Fiesta Ambiente 1242 cc 2008	Fiat Punto Pop 1242 cc 2012	Renault Clio IV Authentique 1149 cc 2014	Opel Corsa E-new Expression 1398 cc 2014	Peugeot 208 Access 1199 cc 2014	VW Polo Bluemotion 1198 cc 2011	Citroën C4 Business 1598 cc 2011	Ford Focus III Trend 1596 cc 2012	Fiat Bravo Dynamic 1368 cc 2007	Peugeot 308-new Access 1199 cc 2013	Renault Megane III Authentique 1598 cc 2009	Opel Astra J Enjoy 1598 cc 2011	VW Golf VI Advance 1968 cc 2008	BMW 3 Series 320 d 1995 cc 2012	Ford Mondeo-new Trend 1499 cc 2014	Opel Insignia Essentia 1796 cc 2009	Toyota Avensis Active 1598cc 2011	Audi A4 Basic 1798 2009	BMW 5 Series 530d 2993 cc 2011		Mercedes E Series Elegance 2200 cc 2009
Austria	<i>Autriche</i>	340,12	190,00	237,01	328,00	291,20	240,50	391,43	323,58	275,00	363,40	357,98	462,50	317,00	312,00	434,68	510,00	308,49	382,00	540,00	444,71	352,48
Belgium	<i>Belgique</i>	348,08	201,38	207,01	377,00	321,33	229,00	335,79	334,36	237,54	322,14	368,44	475,00	379,00	344,01	449,17	524,00	353,95	396,00	595,09	460,59	362,94
Cyprus	<i>Chypre</i>	244,76	176,44	277,28	488,25	394,87	207,61	380,00	239,29	206,61	420,74	336,13	519,81	273,34	439,41	471,44	641,52	287,77	452,25	760,11	532,09	387,49
Denmark	<i>Danemark</i>	275,53	215,09	245,85	368,07	381,94	285,72	326,99	316,27	288,13	415,44	364,79	462,35	375,24	307,16	434,07	509,79	404,19	491,70	531,33	452,97	372,63
Finland	<i>Finlande</i>	329,49	218,25	298,00	372,00	294,35	283,06	373,39	313,49	279,35	431,45	413,00	477,00	400,00	361,21	421,09	526,50	338,70	399,19	624,84	546,52	385,04
France	<i>France</i>	304,22	190,39	273,28	371,00	307,33	237,00	338,55	286,62	259,22	324,80	345,74	459,50	311,55	318,06	415,13	506,00	289,43	471,05	550,19	450,36	350,47
Germany	<i>Allemagne</i>	433,54	204,11	242,86	308,50	292,52	229,00	295,00	464,18	241,28	284,59	356,91	389,00	301,00	252,05	385,00	429,00	298,69	360,00	526,49	393,67	334,37
Greece	<i>Grece</i>	331,34	190,36	228,51	360,90	232,77	247,06	347,97	324,64	260,82	340,88	313,00	324,77	354,55	449,17	277,53	410,86	277,53	410,86	509,25	509,25	323,79
Malta	<i>La Malte</i>	272,01	143,66	200,03	412,29	241,00	273,00	279,00	281,63	168,34	351,36	272,03	516,99	359,89	569,00	659,69	570,16	241,91	707,00	809,00	590,00	395,90
Norway	<i>Norvege</i>	283,13	198,37	187,43	392,67	398,71	338,21	189,72	269,90	285,42	493,36	385,28	579,06	444,32	326,34	339,57	612,91	388,09	531,27	564,49	616,65	391,25
Poland	<i>Pologne</i>	272,34	163,26	214,82	280,55	205,19	231,62	331,66	279,38	158,12	325,04	328,27	361,78	307,44	312,95	385,03	398,88	286,61	380,89	541,36	433,09	309,91
Spain	<i>Espagne</i>	341,31	195,50	258,95	317,50	281,78	242,74	320,87	305,66	257,86	325,29	364,67	400,50	319,06	375,12	414,62	441,00	266,35	405,00	648,90	465,44	347,41
UK	<i>GB</i>		221,11	264,71	320,35	342,31	269,15	466,13	540,80	274,76	383,82	221,72	363,79	363,93	483,26	455,33	431,66	275,57	463,60	687,14	570,12	389,43
Average Per Vehicle		314,66	192,92	241,21	361,31	306,56	254,90	336,65	329,22	245,57	367,87	340,61	455,61	344,35	365,78	439,54	508,45	309,02	450,06	614,91	497,34	361,78

Prices Of Bonnets For All Countries In Euros

CAR MANUFACTURER		Category A						Category B						Category C					Category D		Average Per Country	
Bonnet <i>Capot Avant</i>		Ford	Fiat	Renault	Opel	Peugeot	VW	Citroën	Ford	Fiat	Peugeot	Renault	Opel	VW	BMW	Ford	Opel	Toyota	Audi	BMW		Mercedes
		Fiesta	Punto	Clio IV	Corsa E-new	208	Polo	C4	Focus III	Bravo	308-new	Megane III	Astra J	Golf VI	3 Series	Mondeo-new	Insignia	Avensis	A4	5 Series		E Series
		Ambiente	Pop	Authentique	Expression	Access	Bluemotion	Business	Trend	Dynamic	Access	Authentique	Enjoy	Advance	320 d	Trend	Essentia	Active	Basic	530d	Elegance	
		1242 cc	1242 cc	1149 cc	1398 cc	1199 cc	1198 cc	1598 cc	1596 cc	1368 cc	1199 cc	1598 cc	1598 cc	1968 cc	1995 cc	1499 cc	1796 cc	1598cc	1798	2993 cc	2200 cc	
		2008	2012	2014	2014	2014	2011	2011	2012	2007	2013	2009	2011	2008	2012	2014	2009	2011	2009	2011	2009	
Austria	<i>Autriche</i>	237,02	290,00	278,28	245,00	277,60	271,00	372,92	311,57	260,00	437,18	365,09	331,00	302,00	317,00	332,26	540,00	570,37	420,00	830,00	814,47	
Belgium	<i>Belgique</i>	226,87	252,18	282,00	303,50	271,14	258,00	367,84	298,25	222,53	300,96	284,00	409,50	301,00	342,50	343,33	668,00	457,80	420,00	898,26	823,72	
Cyprus	<i>Chypre</i>	174,92	218,22	504,04	362,64	352,65	187,20	379,00	229,93	187,27	299,00	336,13	560,17	340,83	444,31	345,44	710,37	415,64	323,30	876,00	932,91	
Denmark	<i>Danemark</i>	209,01	247,26	388,22	289,74	281,43	336,38	372,96	274,73	262,67	334,37	365,50	391,46	440,51	337,90	331,82	622,90	524,93	513,01	886,22	809,45	
Finland	<i>Finlande</i>	221,71	238,69	560,00	271,50	356,45	341,13	364,52	291,46	249,20	327,42	362,00	366,50	379,84	393,37	321,88	598,50	484,67	545,16	1031,73	1000,00	
France	<i>France</i>	208,05	238,95	373,44	299,50	275,54	233,05	369,08	273,51	233,98	304,50	341,43	404,50	312,30	317,37	289,16	660,00	419,45	367,16	832,38	819,49	
Germany	<i>Allemagne</i>	204,98	231,60	280,27	231,00	241,52	258,00	314,00	269,46	218,84	300,05	323,62	324,50	287,00	248,57	289,16	509,50	319,31	400,00	850,23	704,03	
Greece	<i>Grece</i>	216,83	240,85	242,00	322,50	281,35	272,12	307,31	285,04	232,04	258,82	269,14		312,79	330,37	343,33		330,69	442,96		902,36	
Malta	<i>La Malte</i>	195,58	201,78	313,69	369,20	291,00	265,39	411,62	299,31	247,03	266,77	262,40	438,88	492,13	626,44	483,37	706,49	343,02	590,13	1246,00	1060,00	
Norway	<i>Norvege</i>	193,26	322,59	494,61	315,62	396,63	438,49	516,59	254,08	276,78	458,90	296,77	402,56	487,53	356,85	259,59	774,72	563,13	679,34	936,02	1327,13	
Poland	<i>Pologne</i>	183,59	170,45	389,72	228,67	271,12	251,97	357,99	272,34	215,65	309,73	292,31	310,37	478,97	318,04	298,16	506,40	393,42	390,78	834,14	774,30	
Spain	<i>Espagne</i>	191,83	249,51	300,96	268,50	279,31	263,16	360,00	252,18	233,88	303,89	306,35	362,50	292,74	371,11	316,92	591,50	361,65	432,80	973,33	803,51	
UK	<i>GB</i>	206,91	246,47	275,53	264,70	322,78	261,98	498,15	271,99	249,20	364,10	279,67	354,29	334,16	632,87	333,63	590,48	375,91	409,83	814,43	977,34	
Average Per Vehicle		205,43	242,20	360,21	290,16	299,89	279,84	384,00	275,68	237,62	328,13	314,19	388,02	366,29	387,44	329,85	623,24	427,69	456,50	917,39	903,75	397,25

Prices Of Front Wings For All Countries In Euros

CAR MANUFACTURER		Category A						Category B						Category C					Category D		Average Per Country	
Front Wing <i>Aile Avant</i>		Ford	Fiat	Renault	Opel	Peugeot	VW	Citroën	Ford	Fiat	Peugeot	Renault	Opel	VW	BMW	Ford	Opel	Toyota	Audi	BMW		Mercedes
		Fiesta	Punto	Clio IV	Corsa E-new	208	Polo	C4	Focus III	Bravo	308-new	Megane III	Astra J	Golf VI	3 Series	Mondeo-new	Insignia	Avensis	A4	5 Series		E Series
		Ambiente 1242 cc 2008	Pop 1242 cc 2012	Authentique 1149 cc 2014	Expression 1398 cc 2014	Access 1199 cc 2014	Bluemotion 1198 cc 2011	Business 1598 cc 2011	Trend 1596 cc 2012	Dynamic 1368 cc 2007	Access 1199 cc 2013	Authentique 1598 cc 2009	Enjoy 1598 cc 2011	Advance 1968 cc 2008	320 d 1995 cc 2012	Trend 1499 cc 2014	Essentia 1796 cc 2009	Active 1598cc 2011	Basic 1798 2009	530d 2993 cc 2011	Elegance 2200 cc 2009	
Austria	<i>Autriche</i>	131,51	106,00	137,99	162,50	96,08	141,50	131,81	119,76	134,00	178,06	147,59	164,50	153,00	163,00	134,33	240,00	188,66	205,50	324,00	355,57	170,77
Belgium	<i>Belgique</i>	125,29	108,01	181,88	156,50	94,84	124,00	128,35	120,35	211,39	155,50	174,80	158,50	134,00	176,44	138,81	209,50	197,02	198,00	360,04	362,69	175,80
Cyprus	<i>Chypre</i>	99,99	111,90	163,87	187,67	122,56	109,51	144,00	96,05	119,33	142,20	147,07	173,94	118,81	227,95	142,13	223,52	237,64	190,20	453,81	418,97	181,56
Denmark	<i>Danemark</i>	114,69	112,04	176,57	154,92	122,36	179,98	187,49	110,30	134,68	218,71	78,40	152,64	194,45	169,49	134,28	195,26	212,55	288,40	345,87	356,48	181,98
Finland	<i>Finlande</i>	122,79	102,00	216,00	155,50	117,74	162,90	150,81	117,94	134,53	157,26	187,00	157,50	175,81	202,73	130,14	211,50	191,93	254,03	413,67	463,71	191,27
France	<i>France</i>	120,16	108,68	160,37	146,50	95,38	148,75	130,27	115,44	117,40	157,33	149,52	148,50	134,61	165,66	118,99	199,00	184,12	202,22	338,03	351,53	164,62
Germany	<i>Allemagne</i>	117,17	108,42	151,63	151,00	80,58	138,00	123,66	112,56	116,17	153,51	78,41	153,00	149,00	146,80	125,00	202,50	162,96	220,00	299,54	309,99	155,00
Greece	<i>Grece</i>	116,90	100,32	138,56	150,30	93,43	144,08	115,44	112,30	118,35	123,84	127,92	155,56	192,65	138,81			128,72	241,17		392,82	152,42
Malta	<i>La Malte</i>	117,95	77,34	118,17	178,66	95,00	143,98	179,35	112,86	121,64	128,00	123,17	172,99	176,36	274,67	198,89	222,31	160,04	235,39	506,00	407,38	187,51
Norway	<i>Norvege</i>	108,29	161,09	236,37	145,89	208,26	184,83	139,33	104,13	171,71	309,06	236,37	160,26	200,03	188,79	104,96	222,84	195,87	295,10	385,28	443,90	210,12
Poland	<i>Pologne</i>	83,81	99,73	137,13	121,03	92,93	135,67	126,34	80,53	110,81	150,43	110,34	124,19	155,06	166,01	119,03	163,17	179,46	242,27	330,48	341,22	153,48
Spain	<i>Espagne</i>	120,12	103,41	171,55	165,50	94,49	138,15	122,10	115,40	159,00	157,01	142,76	167,50	149,17	175,48	128,13	223,50	180,40	239,80	358,08	370,81	174,12
UK	<i>GB</i>	112,08	110,14	149,32	169,68	120,40	135,06	175,98	107,41	118,01	192,37	134,43	180,54	165,55	244,06	137,28	218,55	145,08	255,56	324,82	404,51	180,04
Average Per Vehicle		114,67	108,39	164,57	157,36	110,31	145,11	142,69	109,62	135,93	171,02	141,37	159,50	158,57	191,83	134,68	210,97	181,88	235,97	369,97	383,04	175,28

Prices Of Radiators For All Countries In Euros

CAR MANUFACTURER		Category A						Category B						Category C					Category D		Average Per Country	
Radiator Radiateur		Ford	Fiat	Renault	Opel	Peugeot	VW	Citroën	Ford	Fiat	Peugeot	Renault	Opel	VW	BMW	Ford	Opel	Toyota	Audi	BMW		Mercedes
		Fiesta	Punto	Clio IV	Corsa E-new	208	Polo	C4	Focus III	Bravo	308-new	Megane III	Astra J	Golf VI	3 Series	Mondeo-new	Insignia	Avensis	A4	5 Series		E Series
		Ambiente	Pop	Authentique	Expression	Access	Bluemotion	Business	Trend	Dynamic	Access	Authentique	Enjoy	Advance	320 d	Trend	Essentia	Active	Basic	530d		Elegance
		1242 cc	1242 cc	1149 cc	1398 cc	1199 cc	1198 cc	1598 cc	1596 cc	1368 cc	1199 cc	1598 cc	1598 cc	1968 cc	1995 cc	1499 cc	1796 cc	1598cc	1798	2993 cc	2200 cc	
	2008	2012	2014	2014	2014	2011	2011	2012	2007	2013	2009	2011	2008	2012	2014	2009	2011	2009	2011	2009		
Austria	<i>Autriche</i>	130,89	190,00	220,32	248,00	121,08	229,50	163,53	230,91	260,00	291,18	233,55	314,00	242,00	294,17	300,43	288,00	229,32	134,50	402,50	310,67	
Belgium	<i>Belgique</i>	136,11	168,14	207,56	244,00	151,81	276,00	291,81	241,75	219,60	289,64	259,44	287,50	291,00	331,96	312,42	274,00	238,14	156,00	454,78	318,33	
Cyprus	<i>Chypre</i>	98,26	167,71	252,10	268,97	142,01	110,04	187,00	169,01	215,16	238,96	289,92	310,22	161,40	379,35	230,77	295,70	260,44	85,81	519,70	369,87	
Denmark	<i>Danemark</i>	115,39	198,34	284,80	235,26	183,73	223,67	312,66	198,34	245,92	319,49	293,25	271,31	332,22	350,73	258,65	258,51	256,37	175,29	480,51	292,15	
Finland	<i>Finlande</i>	139,79	208,44	351,00	215,50	190,32	177,42	232,26	236,79	264,29	252,42	286,00	248,50	259,68	348,24	320,87	236,50	224,19	150,00	477,09	411,29	
France	<i>France</i>	153,98	260,64	314,60	256,00	199,54	274,56	291,05	270,60	236,39	291,89	377,14	301,50	232,19	291,48	353,50	287,50	288,61	131,05	399,34	294,98	
Germany	<i>Allemagne</i>	122,44	175,26	294,69	231,50	107,22	222,50	159,10	210,62	246,90	289,87	284,99	267,00	234,50	291,56	274,74	254,50	273,81	130,50	399,43	286,81	
Greece	<i>Grece</i>	100,70	178,89	231,40	255,15	137,39	157,50	208,94	174,01	234,11	209,89	365,46		230,81	268,30	244,43		241,81	135,35		356,99	
Malta	<i>La Malte</i>	101,93	155,50	235,17	254,80	135,77	142,17	183,00	170,94	198,00	216,35	278,15	343,77	137,38	428,72	322,91	286,57	305,62	132,43	619,00	580,00	
Norway	<i>Norvege</i>	119,02	249,60	343,63	217,42	250,33	223,25	353,42	240,43	320,09	395,90	307,18	258,76	327,70	323,84	291,25	230,54	362,58	182,54	443,70	512,42	
Poland	<i>Pologne</i>	98,60	137,67	172,32	172,79	170,72	219,43	236,70	191,10	180,66	286,01	325,44	209,53	231,39	297,20	223,74	199,79	283,71	121,45	407,16	277,62	
Spain	<i>Espagne</i>	123,78	168,07	204,93	209,00	160,93	161,05	287,61	202,89	232,02	297,71	256,16	233,50	236,03	377,37	284,11	234,50	257,11	147,47	517,01	369,97	
UK	<i>GB</i>	146,56	199,24	203,61	237,55	237,55	155,15	331,60	231,37	262,80	363,30	274,02	291,85	211,54	313,36	296,54	179,18	494,17	127,16	445,30	381,44	
Average Per Vehicle		122,11	189,04	255,09	234,30	168,34	197,86	249,13	212,98	239,69	287,89	294,67	278,12	240,60	330,48	285,72	252,11	285,84	139,20	463,79	366,35	253,38

Prices Of Head Lamps For All Countries In Euros

CAR MANUFACTURER		Category A						Category B						Category C					Category D		Average Per Country	
Head Lamp Bloc Optique	Ford	Fiat	Renault	Opel	Peugeot	VW	Citroën	Ford	Fiat	Peugeot	Renault	Opel	VW	BMW	Ford	Opel	Toyota	Audi	BMW	Mercedes		
	Fiesta	Punto	Clio IV	Corsa E-new	208	Polo	C4	Focus III	Bravo	308-new	Megane III	Astra J	Golf VI	3 Series	Mondeo-new	Insignia	Avensis	A4	5 Series	E Series		
	Ambiente	Pop	Authentique	Expression	Access	Bluemotion	Business	Trend	Dynamic	Access	Authentique	Enjoy	Advance	320 d	Trend	Essentia	Active	Basic	530d	Elegance		
	1242 cc	1242 cc	1149 cc	1398 cc	1199 cc	1198 cc	1598 cc	1596 cc	1368 cc	1199 cc	1598 cc	1598 cc	1968 cc	1995 cc	1499 cc	1796 cc	1598cc	1798	2993 cc	2200 cc		
	2008	2012	2014	2014	2014	2011	2011	2012	2007	2013	2009	2011	2008	2012	2014	2009	2011	2009	2011	2009		
Austria	<i>Autriche</i>	247,90	200,00	203,38	238,00	425,00	138,50	270,48	234,15	215,00	249,37	237,99	210,50	194,00	299,00	277,38	247,00	233,76	292,00	458,00	369,17	
Belgium	<i>Belgique</i>	197,65	186,96	186,58	255,50	232,15	144,00	273,10	193,17	248,74	226,51	201,00	209,50	226,50	312,35	228,84	265,50	260,81	289,00	490,98	410,57	
Cyprus	<i>Chypre</i>	151,31	173,10	170,64	310,17	317,32	100,65	195,66	149,21	207,77	172,52	196,71	257,76	139,62	412,92	168,55	326,10	249,61	202,51	633,22	421,20	
Denmark	<i>Danemark</i>	198,21	201,69	207,12	262,80	250,20	180,12	275,94	190,30	230,50	239,48	247,57	215,36	262,13	294,85	231,58	272,65	294,03	382,48	463,47	379,26	
Finland	<i>Finlande</i>	231,38	197,45	223,00	265,00	222,58	155,65	212,90	198,13	187,48	179,84	253,00	217,50	217,74	351,93	234,71	275,50	273,38	320,97	553,20	475,81	
France	<i>France</i>	223,62	182,83	220,85	256,50	230,84	159,70	267,37	220,77	213,38	229,50	257,42	206,00	263,59	303,36	261,53	266,00	295,10	310,45	476,84	356,75	
Germany	<i>Allemagne</i>	206,18	196,00	188,22	223,50	225,48	137,00	200,00	203,33	182,43	230,19	217,34	183,00	192,00	240,58	240,88	231,50	227,46	289,00	452,23	345,02	
Greece	<i>Grece</i>	142,26	179,21	160,51	280,50	163,65	141,56	239,02	311,91	209,83	129,60			198,43	367,52	166,13		228,78	309,63		340,71	
Malta	<i>La Malte</i>	157,37	147,57	139,65	248,52	169,00	189,87	203,00	213,68	219,96	137,00	161,24	301,70	210,58	524,00	235,84	289,82	255,22	824,00	646,00	520,00	
Norway	<i>Norvege</i>	153,28	183,06	236,89	271,15	295,52	193,06	332,69	137,24	190,04	280,21	190,04	228,77	270,01	328,42	162,65	289,58	480,66	406,42	516,27	515,13	
Poland	<i>Pologne</i>	170,91	156,66	171,65	195,33	219,24	137,21	252,88	170,68	162,94	233,12	201,80	157,53	192,79	318,65	207,77	202,73	306,52	277,82	488,65	306,89	
Spain	<i>Espagne</i>	175,72	181,01	177,42	241,00	220,64	139,06	266,59	171,71	211,91	228,73	223,46	197,50	194,88	310,98	203,42	249,50	289,62	319,35	488,84	365,00	
UK	<i>GB</i>	187,95	232,08	227,37	192,75	262,42	136,57	305,24	169,43	206,41	220,40	173,72	233,48	188,06	499,99	215,53	207,69	202,16	303,55	622,16	714,00	
Average Per Vehicle		187,98	185,97	193,33	249,29	248,77	150,23	253,45	197,21	206,65	212,04	213,44	218,22	211,56	351,12	218,06	260,30	276,70	348,24	524,16	424,58	255,32

Prices Of Front Doors For All Countries In Euros

CAR MANUFACTURER		Category A						Category B						Category C					Category D		Average Per Country	
Front Door Porte Avant		Ford	Fiat	Renault	Opel	Peugeot	VW	Citroën	Ford	Fiat	Peugeot	Renault	Opel	VW	BMW	Ford	Opel	Toyota	Audi	BMW		Mercedes
		Fiesta	Punto	Clio IV	Corsa E-new	208	Polo	C4	Focus III	Bravo	308-new	Megane III	Astra J	Golf VI	3 Series	Mondeo-new	Insignia	Avensis	A4	5 Series		E Series
		Ambiente	Pop	Authentique	Expression	Access	Bluemotion	Business	Trend	Dynamic	Access	Authentique	Enjoy	Advance	320 d	Trend	Essentia	Active	Basic	530d		Elegance
		1242 cc	1242 cc	1149 cc	1398 cc	1199 cc	1198 cc	1598 cc	1596 cc	1368 cc	1199 cc	1598 cc	1598 cc	1598 cc	1968 cc	1995 cc	1499 cc	1796 cc	1598cc	1798	2993 cc	2200 cc
	2008	2012	2014	2014	2014	2011	2011	2012	2007	2013	2009	2011	2008	2012	2014	2009	2011	2009	2011	2009	2011	
Austria	<i>Autriche</i>	441,60	610,00	359,47	406,50	380,01	399,00	440,47	345,56	530,00	488,57	414,50	465,50	411,00	427,00	374,26	543,50	712,40	443,00	625,00	694,30	475,58
Belgium	<i>Belgique</i>	464,03	526,74	362,85	469,00	371,16	395,00	481,02	372,13	444,31	371,18	411,33	469,50	406,00	469,27	403,05	628,00	626,30	410,00	706,91	746,12	476,70
Cyprus	<i>Chypre</i>	423,55	545,35	436,97	528,17	459,16	382,61	484,00	399,31	459,98	360,99	476,97	562,21	392,99	613,50	458,27	738,11	468,57	397,56	722,20	839,82	507,51
Denmark	<i>Danemark</i>	430,59	550,13	381,04	496,99	386,63	436,62	663,10	345,35	482,45	471,73	435,48	480,64	504,70	428,72	373,77	657,27	680,12	526,41	645,84	738,42	505,80
Finland	<i>Finlande</i>	366,55	560,98	1100,00	509,50	560,48	566,94	475,81	345,56	491,79	415,32	541,00	504,00	562,10	511,00	391,10	681,00	589,51	587,10	769,79	907,26	571,84
France	<i>France</i>	362,92	544,27	370,39	462,50	382,65	518,13	434,22	342,14	474,31	377,40	427,67	460,00	459,15	435,46	430,04	618,50	566,72	551,21	655,99	704,61	478,91
Germany	<i>Allemagne</i>	450,18	562,25	353,06	384,50	383,21	376,00	280,00	361,02	483,71	324,69	407,67	391,50	387,00	360,11	449,28	514,00	631,62	410,00	633,23	621,35	438,22
Greece	<i>Grece</i>	473,95	490,41	444,10	536,00	446,25	400,90	430,89	427,68	446,19	421,68	397,01	412,61	518,83	488,86	396,18	396,18	396,18	453,22	789,36	469,07	
Malta	<i>La Malte</i>	587,93	456,49	669,80	567,14	457,00	508,43	370,00	520,70	373,14	336,09	321,24	596,96	606,19	709,73	641,25	712,76	423,07	655,00	1027,00	762,07	565,10
Norway	<i>Norvege</i>	280,84	648,10	952,78	535,54	592,29	638,52	596,35	264,91	409,33	584,17	494,61	643,10	657,16	486,91	305,52	815,44	842,20	696,21	733,49	1079,82	612,86
Poland	<i>Pologne</i>	373,29	451,77	344,55	393,95	376,72	448,22	421,14	352,16	454,61	370,56	406,16	396,06	453,09	443,20	375,64	529,18	621,32	475,47	651,36	666,28	450,24
Spain	<i>Espagne</i>	342,11	593,67	299,82	425,00	390,17	415,48	423,80	322,52	510,79	387,43	357,21	433,00	427,64	569,38	365,02	567,50	644,39	446,90	857,74	713,74	474,67
UK	<i>GB</i>	464,01	551,75	398,76	447,95	695,52	423,73	586,83	554,96	684,03	442,57	370,11	447,95	411,92	656,67	460,38	556,54	494,17	482,78	851,46	863,32	542,27
Average Per Vehicle		420,12	545,53	497,97	474,06	452,40	454,58	468,28	381,08	480,36	411,72	420,07	487,54	468,58	509,98	424,34	630,15	592,04	502,68	740,00	778,96	505,29

Prices Of Rear Doors For All Countries In Euros

CAR MANUFACTURER		Category A						Category B						Category C					Category D		Average Per Country	
Rear Door <i>Porte Arriere</i>		Ford	Fiat	Renault	Opel	Peugeot	VW	Citroën	Ford	Fiat	Peugeot	Renault	Opel	VW	BMW	Ford	Opel	Toyota	Audi	BMW		Mercedes
		Fiesta	Punto	Clio IV	Corsa E-new	208	Polo	C4	Focus III	Bravo	308-new	Megane III	Astra J	Golf VI	3 Series	Mondeo-new	Insignia	Avensis	A4	5 Series		E Series
		Ambiente	Pop	Authentique	Expression	Access	Bluemotion	Business	Trend	Dynamic	Access	Authentique	Enjoy	Advance	320 d	Trend	Essentia	Active	Basic	530d		Elegance
		1242 cc 2008	1242 cc 2012	1149 cc 2014	1398 cc 2014	1199 cc 2014	1198 cc 2011	1598 cc 2011	1596 cc 2012	1368 cc 2007	1199 cc 2013	1598 cc 2009	1598 cc 2011	1968 cc 2008	1995 cc 2012	1499 cc 2014	1796 cc 2009	1598cc 2011	1798 2009	2993 cc 2011	2200 cc 2009	
Austria	<i>Autriche</i>	**	**	359,47	**	**	**	441,15	314,18	445,00	449,58	414,50	523,50	409,00	430,00	330,08	543,50	602,81	443,00	620,00	712,89	469,24
Belgium	<i>Belgique</i>	**	**	362,85	**	**	**	441,31	338,36	420,94	371,18	411,33	527,50	404,00	475,70	355,47	627,00	529,97	410,00	688,77	766,09	475,36
Cyprus	<i>Chypre</i>	**	**	420,17	**	**	**	485,00	384,68	431,64	360,99	421,85	631,84	390,60	619,26	409,08	715,25	422,81	397,56	716,35	862,30	511,29
Denmark	<i>Danemark</i>	**	**	2939,81	**	**	**	663,10	313,73	408,07	422,28	418,60	542,22	501,88	442,35	329,68	646,69	575,46	526,41	640,49	758,52	675,29
Finland	<i>Finlande</i>	**	**	450,00	**	**	**	475,81	314,18	461,48	415,32	552,00	585,00	558,87	528,11	334,71	680,00	499,19	587,10	764,69	931,45	542,53
France	<i>France</i>	**	**	370,39	**	**	**	434,22	314,18	415,62	377,40	427,67	517,00	456,77	449,37	366,50	650,50	488,27	479,37	650,66	723,47	474,76
Germany	<i>Allemagne</i>	**	**	353,06	**	**	**	372,92	328,23	445,03	366,64	407,67	440,00	385,00	437,72	382,91	513,00	534,48	410,00	633,78	637,98	443,23
Greece	<i>Grece</i>	**	**	444,10	**	**	**	447,15	359,20	375,49	421,68	529,10	410,48	543,99	425,98	335,25	453,22	335,25	453,22	810,49	810,49	463,01
Malta	<i>La Malte</i>	**	**	266,34	**	**	**	391,50	326,08	390,66	336,09	358,27	610,12	564,64	703,98	573,50	712,73	365,36	736,00	1019,00	789,07	542,89
Norway	<i>Norvege</i>	**	**	458,17	**	**	**	596,35	245,64	384,13	584,17	482,12	731,72	653,72	502,42	261,57	814,19	712,66	696,21	727,45	1108,77	597,29
Poland	<i>Pologne</i>	**	**	344,55	**	**	**	421,14	316,94	370,96	370,56	406,16	452,64	450,66	446,20	333,38	528,24	525,74	475,47	646,07	684,46	451,54
Spain	<i>Espagne</i>	**	**	299,82	**	**	**	411,57	293,23	469,90	387,43	357,21	492,00	425,43	586,91	312,39	567,00	540,82	446,90	849,81	732,85	478,22
UK	<i>GB</i>	**	**	298,53	**	**	**	567,58	338,31	629,29	442,57	370,11	383,00	409,56	482,99	394,68	563,33	336,06	355,66	699,34	886,40	477,16
Average Per Vehicle				566,71				472,98	322,07	434,48	408,15	427,43	536,38	463,12	511,46	369,99	630,12	497,61	493,61	721,37	800,36	507,83

** = 3 Door Vehicle. Véhicule 3 portes.

Prices Of Rear Wings For All Countries In Euros

CAR MANUFACTURER		Category A						Category B						Category C					Category D		Average Per Country	
Rear Wing <i>Aile Arriere</i>		Ford	Fiat	Renault	Opel	Peugeot	VW	Citroën	Ford	Fiat	Peugeot	Renault	Opel	VW	BMW	Ford	Opel	Toyota	Audi	BMW		Mercedes
		Fiesta	Punto	Clio IV	Corsa E-new	208	Polo	C4	Focus III	Bravo	308-new	Megane III	Astra J	Golf VI	3 Series	Mondeo-new	Insignia	Avensis	A4	5 Series		E Series
		Ambiente	Pop	Authentique	Expression	Access	Bluemotion	Business	Trend	Dynamic	Access	Authentique	Enjoy	Advance	320 d	Trend	Essentia	Active	Basic	530d		Elegance
		1242 cc	1242 cc	1149 cc	1398 cc	1199 cc	1198 cc	1598 cc	1596 cc	1368 cc	1199 cc	1598 cc	1598 cc	1968 cc	1995 cc	1499 cc	1796 cc	1598cc	1798	2993 cc	2200 cc	
	2008	2012	2014	2014	2014	2011	2011	2012	2007	2013	2009	2011	2008	2012	2014	2009	2011	2009	2011	2009		
Austria	<i>Autriche</i>	504,58	355,00	506,38	292,00	420,44	354,00	496,41	426,33	250,00	768,97	553,75	519,00	230,00	505,00	409,93	327,50	570,27	395,00	565,00	734,84	459,22
Belgium	<i>Belgique</i>	543,39	331,61	376,71	337,50	371,75	388,00	544,65	459,12	255,20	351,12	524,03	524,00	225,00	564,32	262,61	337,50	534,61	445,00	630,78	761,63	438,43
Cyprus	<i>Chypre</i>	568,21	407,75	624,45	470,25	541,53	335,12	791,00	522,04	311,91	652,57	630,25	610,00	217,80	785,47	298,61	92,04	477,04	407,48	877,47	879,85	525,04
Denmark	<i>Danemark</i>	504,30	315,60	485,70	353,93	550,13	436,62	756,24	426,03	242,57	501,62	737,98	536,73	283,98	545,82	243,64	354,00	614,59	547,85	610,09	774,60	491,10
Finland	<i>Finlande</i>	504,58	377,15	645,00	632,50	439,52	524,19	806,45	426,33	285,85	439,52	1100,00	581,00	340,32	650,59	243,85	362,50	515,32	594,35	727,20	879,03	553,76
France	<i>France</i>	498,49	329,85	307,79	364,00	413,32	521,01	488,49	426,32	221,53	357,00	505,57	568,50	211,28	566,82	243,85	364,00	453,91	362,71	633,57	731,36	428,47
Germany	<i>Allemagne</i>	527,16	307,00	334,51	276,50	425,65	330,00	480,07	445,42	224,24	355,50	544,22	437,50	214,50	508,12	428,28	276,00	452,34	372,00	567,96	650,97	407,90
Greece	<i>Grece</i>	611,87	295,11	444,23	385,50		357,25	713,82	547,91	234,78	398,89	747,25		232,21	537,21	313,39		418,01	422,44		838,91	468,67
Malta	<i>La Malte</i>	701,48	351,96	432,17	383,41	358,00	441,87	599,51	540,29	260,95	358,00	533,94	607,35	562,74	820,11	417,85	210,08	339,28	595,00	931,00	975,00	521,00
Norway	<i>Norvege</i>	398,40	386,63	716,41	392,88	855,01	538,77	1300,47	346,13	523,25	756,08	557,09	673,61	350,50	632,07	190,56	406,83	616,13	607,59	706,52	1227,06	609,10
Poland	<i>Pologne</i>	481,28	266,72	469,55	283,37	281,47	390,98	592,86	427,29	214,54	354,28	502,51	450,53	253,95	508,09	246,51	284,78	471,78	415,26	567,61	777,33	412,03
Spain	<i>Espagne</i>	470,93	329,13	306,72	302,50	391,24	427,10	463,95	397,92	252,02	345,78	590,31	473,00	277,61	654,27	227,60	302,50	440,60	446,40	731,31	747,77	428,93
UK	<i>GB</i>	530,10	480,32	542,63	339,36	502,98	369,63	747,30	430,64	408,75	541,60	448,26	538,90	240,56	589,42	256,19	338,00	451,30	393,68	547,46	768,30	473,27
Average Per Vehicle		526,52	348,76	476,33	370,28	462,59	416,50	675,48	447,83	283,51	475,46	613,47	543,34	280,03	605,18	290,99	304,64	488,86	461,91	674,66	826,67	478,23

Prices Of Rear Lamps For All Countries In Euros

CAR MANUFACTURER		Category A						Category B						Category C					Category D		Average Per Country	
Rear Lamp <i>Feu Ar Complete</i>		Ford	Fiat	Renault	Opel	Peugeot	VW	Citroën	Ford	Fiat	Peugeot	Renault	Opel	VW	BMW	Ford	Opel	Toyota	Audi	BMW		Mercedes
		Fiesta	Punto	Clio IV	Corsa E-new	208	Polo	C4	Focus III	Bravo	308-new	Megane III	Astra J	Golf VI	3 Series	Mondeo-new	Insignia	Avensis	A4	5 Series		E Series
		Ambiente 1242 cc 2008	Pop 1242 cc 2012	Authentique 1149 cc 2014	Expression 1398 cc 2014	Access 1199 cc 2014	Bluemotion 1198 cc 2011	Business 1598 cc 2011	Trend 1596 cc 2012	Dynamic 1368 cc 2007	Access 1199 cc 2013	Authentique 1598 cc 2009	Enjoy 1598 cc 2011	Advance 1968 cc 2008	320 d 1995 cc 2012	Trend 1499 cc 2014	Essentia 1796 cc 2009	Active 1598cc 2011	Basic 1798 2009	530d 2993 cc 2011	Elegance 2200 cc 2009	
Austria	<i>Autriche</i>	123,69	116,00	95,78	88,20	104,33	81,70	136,24	251,66	104,00	128,69	78,48	159,00	79,30	162,00	490,64	136,00	134,35	100,50	224,00	202,89	149,87
Belgium	<i>Belgique</i>	107,18	108,13	86,30	110,50	90,27	87,90	134,27	216,05	90,82	105,91	76,05	189,50	89,40	184,56	430,81	168,50	162,65	114,00	254,82	232,34	152,00
Cyprus	<i>Chypre</i>	79,24	106,56	85,14	131,29	95,37	61,65	116,00	165,22	97,46	87,23	74,00	174,51	62,68	237,78	341,04	174,45	144,99	72,22	329,48	238,34	143,73
Denmark	<i>Danemark</i>	107,61	109,09	119,30	114,92	106,27	102,52	127,58	224,21	99,97	106,81	99,69	181,79	101,98	164,08	446,67	166,65	172,34	121,95	226,56	215,76	155,79
Finland	<i>Finlande</i>	117,01	108,76	131,00	101,50	108,06	100,00	121,77	233,11	112,53	107,26	106,00	167,00	101,61	195,97	420,55	148,00	193,54	123,39	270,60	266,13	161,69
France	<i>France</i>	121,29	105,83	95,64	95,15	84,78	70,28	130,70	253,09	95,47	107,20	75,93	163,50	68,19	159,42	504,66	137,00	133,63	114,60	220,13	201,88	146,92
Germany	<i>Allemagne</i>	88,52	109,61	80,10	82,95	80,00	77,80	127,54	184,56	99,42	107,73	64,75	139,50	79,10	161,36	367,98	115,00	127,40	95,50	222,79	195,24	130,34
Greece	<i>Grece</i>	77,00	104,06	75,44	107,50	79,40	83,69	97,56	159,61	95,18	78,80	57,68	139,50	79,10	190,07	318,26	115,00	110,21	106,53	222,79	237,98	121,42
Malta	<i>La Malte</i>	97,45	106,04	54,87	117,95	81,87	81,18	57,00	197,17	70,73	80,98	44,70	685,01	78,28	272,25	477,23	155,03	95,43	305,48	341,00	260,99	183,03
Norway	<i>Norvege</i>	86,01	116,94	137,97	105,80	129,02	111,42	145,26	157,44	109,02	134,43	111,94	177,33	113,08	182,43	313,64	164,42	219,30	136,41	251,99	332,17	161,80
Poland	<i>Pologne</i>	102,83	88,88	82,17	77,47	78,89	77,02	133,40	201,20	78,80	109,01	62,18	125,84	77,63	160,57	403,81	109,52	119,61	94,46	222,49	197,87	130,18
Spain	<i>Espagne</i>	95,31	105,11	88,58	92,40	75,96	84,80	124,79	196,88	96,13	106,95	71,60	130,00	86,22	213,43	392,52	115,50	134,06	108,87	294,69	206,54	141,02
UK	<i>GB</i>	111,01	83,73	88,23	81,45	81,35	82,44	150,17	217,47	105,76	164,03	59,74	150,67	80,92	178,73	433,60	84,84	134,26	110,56	214,66	202,26	140,79
Average Per Vehicle		101,09	105,29	93,89	100,54	91,97	84,80	123,25	204,44	96,56	109,62	75,59	203,64	84,88	189,44	410,88	139,58	144,75	123,42	256,10	230,03	147,58

Prices Of Boot Lids For All Countries In Euros

CAR MANUFACTURER		Category A						Category B						Category C					Category D		Average Per Country	
Boot Lid Hayon / Capot	Ford	Fiat	Renault	Opel	Peugeot	VW	Citroën	Ford	Fiat	Peugeot	Renault	Opel	VW	BMW	Ford	Opel	Toyota	Audi	BMW	Mercedes		
	Fiesta	Punto	Clio IV	Corsa E-new	208	Polo	C4	Focus III	Bravo	308-new	Megane III	Astra J	Golf VI	3 Series	Mondeo-new	Insignia	Avensis	A4	5 Series	E Series		
	Ambiente	Pop	Authentique	Expression	Access	Bluemotion	Business	Trend	Dynamic	Access	Authentique	Enjoy	Advance	320 d	Trend	Essentia	Active	Basic	530d	Elegance		
	1242 cc	1242 cc	1149 cc	1398 cc	1199 cc	1198 cc	1598 cc	1596 cc	1368 cc	1199 cc	1598 cc	1598 cc	1598 cc	1968 cc	1995 cc	1499 cc	1796 cc	1598cc	1798	2993 cc	2200 cc	
	2008	2012	2014	2014	2014	2011	2011	2012	2007	2013	2009	2011	2008	2012	2014	2009	2011	2009	2011	2009		
Austria	<i>Autriche</i>	355,34	570,00	428,28	492,00	482,85	398,00	466,24	351,19	540,00	481,70	528,38	523,00	429,00	432,00	810,37	612,50	527,76	439,00	545,00	722,21	506,74
Belgium	<i>Belgique</i>	382,66	563,35	469,79	568,00	454,55	443,00	521,86	378,21	572,23	495,38	518,38	602,50	477,00	478,14	872,71	619,50	527,64	495,00	603,54	755,42	539,94
Cyprus	<i>Chypre</i>	416,16	596,66	583,72	638,75	690,78	362,43	544,00	411,29	558,00	934,72	488,75	688,77	390,21	621,21	968,09	805,08	427,01	381,62	784,13	872,68	608,20
Denmark	<i>Danemark</i>	354,20	562,19	447,14	601,32	552,14	496,25	464,76	350,98	554,15	649,57	565,72	622,36	534,32	470,06	809,18	654,06	575,59	539,27	593,35	767,90	558,23
Finland	<i>Finlande</i>	355,34	586,95	718,00	616,00	665,32	544,35	479,84	351,19	592,95	959,68	543,00	653,50	586,29	545,86	810,37	684,00	504,83	623,39	689,01	875,00	619,24
France	<i>France</i>	355,34	514,97	477,21	573,00	488,32	353,14	461,34	351,19	492,06	469,20	455,10	608,00	380,46	478,03	852,63	641,00	502,33	384,20	603,40	664,06	505,25
Germany	<i>Allemagne</i>	371,24	566,77	464,31	465,00	458,28	375,00	360,00	357,95	592,85	515,86	491,45	494,00	404,00	412,04	890,81	505,50	468,08	414,00	520,11	645,66	488,65
Greece	<i>Grece</i>	456,65	517,14		648,00	528,94	410,34	504,06	451,34	410,20	777,43	401,35		442,08	526,34	1031,38		428,90	469,69		820,25	551,51
Malta	<i>La Malte</i>	485,08	530,23	434,97	644,00	539,81	567,69	579,25	472,37	343,55	780,58	378,97	173,57	550,27	688,00	1354,68	671,82	333,50	647,00	887,00	806,45	593,44
Norway	<i>Norvege</i>	274,17	705,48	577,92	647,89	846,26	636,75	369,87	274,48	836,37	1073,16	541,47	769,00	686,32	495,97	633,00	794,51	563,55	703,29	626,03	1216,96	663,62
Poland	<i>Pologne</i>	363,90	428,16	447,95	467,43	463,66	446,08	460,89	354,51	448,46	531,28	464,58	498,89	473,88	452,47	812,31	532,46	457,48	485,33	571,14	699,60	493,02
Spain	<i>Espagne</i>	331,63	569,56	542,77	514,00	431,82	412,87	464,62	327,77	561,61	516,44	464,78	545,50	444,80	470,67	756,35	577,50	362,88	467,82	594,11	741,67	504,96
UK	<i>GB</i>	350,53	584,85	488,81	559,26	670,15	458,89	243,49	368,95	728,30	740,26	585,02	587,76	488,06	674,92	852,46	589,12	356,54	540,21	527,17	730,29	556,25
Average Per Vehicle		373,25	561,25	506,74	571,90	559,45	454,21	455,40	369,34	556,21	686,56	494,38	563,90	483,59	518,90	881,10	640,59	464,31	506,91	628,66	793,70	553,00

Prices Of Rear Bumpers For All Countries In Euros

CAR MANUFACTURER		Category A						Category B						Category C					Category D		Average Per Country	
Rear Bumper <i>Pare - Chocs Arriere</i>		Ford	Fiat	Renault	Opel	Peugeot	VW	Citroën	Ford	Fiat	Peugeot	Renault	Opel	VW	BMW	Ford	Opel	Toyota	Audi	BMW		Mercedes
		Fiesta	Punto	Clio IV	Corsa E-new	208	Polo	C4	Focus III	Bravo	308-new	Megane III	Astra J	Golf VI	3 Series	Mondeo-new	Insignia	Avensis	A4	5 Series		E Series
		Ambiente	Pop	Authentique	Expression	Access	Bluemotion	Business	Trend	Dynamic	Access	Authentique	Enjoy	Advance	320 d	Trend	Essentia	Active	Basic	530d		Elegance
1242 cc	1242 cc	1149 cc	1398 cc	1199 cc	1198 cc	1598 cc	1596 cc	1368 cc	1199 cc	1598 cc	1598 cc	1598 cc	1968 cc	1995 cc	1499 cc	1796 cc	1598cc	1798	2993 cc	2200 cc		
2008	2012	2014	2014	2014	2011	2011	2012	2007	2013	2009	2011	2008	2012	2014	2009	2011	2009	2011	2009			
Austria	<i>Autriche</i>	355,57	164,00	119,62	279,00	257,09	244,00	326,64	327,14	250,00	332,91	138,11	423,50	294,00	416,00	387,94	467,50	322,17	372,00	590,00	424,20	324,57
Belgium	<i>Belgique</i>	363,89	176,43	137,33	320,50	269,36	277,00	332,14	338,05	212,97	312,08	136,13	434,50	268,00	462,87	400,87	479,50	369,66	423,00	653,94	530,38	344,93
Cyprus	<i>Chypre</i>	255,87	154,39	201,68	329,79	326,77	235,80	590,00	247,69	184,95	305,70	151,26	477,06	234,60	590,44	420,74	600,96	355,14	281,41	834,17	612,71	369,56
Denmark	<i>Danemark</i>	288,13	188,29	125,78	312,86	374,57	292,29	306,62	319,89	255,97	368,54	198,89	424,09	351,65	420,79	387,44	467,84	422,15	434,47	594,50	521,32	352,80
Finland	<i>Finlande</i>	344,48	191,32	189,00	315,50	244,35	305,65	520,16	316,95	249,27	317,74	208,00	428,00	366,94	494,57	375,81	482,00	360,48	494,35	698,73	649,19	377,62
France	<i>France</i>	318,06	162,38	120,32	315,00	254,34	228,22	322,44	289,78	229,08	316,20	138,95	421,00	291,86	424,44	363,60	464,50	301,05	342,32	629,63	518,60	322,59
Germany	<i>Allemagne</i>	445,95	178,82	69,65	263,00	255,97	234,50	313,19	459,23	213,24	313,71	133,66	357,00	282,00	386,99	343,60	393,50	305,74	354,00	572,77	453,32	316,49
Greece	<i>Grece</i>	346,39	166,78	114,08	306,90	192,63	243,26	536,58	328,18	230,48	320,33	123,01	304,26	516,81	400,86	439,75	439,75	395,96	586,41	586,41	586,41	326,63
Malta	<i>La Malte</i>	294,03	123,97	90,11	339,36	199,00	259,88	289,00	315,49	125,55	256,00	109,99	474,47	340,87	699,81	588,75	522,96	231,00	450,00	926,00	528,97	358,26
Norway	<i>Norvege</i>	296,04	173,90	197,33	348,42	367,99	346,33	391,42	272,92	255,53	477,85	161,40	531,27	416,31	446,40	303,02	574,79	458,90	522,52	630,71	710,16	394,16
Poland	<i>Pologne</i>	288,77	143,04	105,65	238,53	160,77	237,85	295,93	286,42	137,03	110,95	129,16	331,50	292,90	417,63	345,12	366,25	311,38	356,21	590,03	498,70	282,19
Spain	<i>Espagne</i>	356,85	168,45	115,31	270,50	239,80	263,67	305,12	309,02	227,87	314,38	141,45	367,00	317,08	544,20	370,05	405,00	320,77	400,02	768,84	535,96	337,07
UK	<i>GB</i>	247,13	261,48	186,18	256,55	310,94	246,96	316,20	288,32	348,94	357,14	211,16	297,28	314,01	319,81	322,50	428,95	283,28	308,81	403,45	363,79	303,64
Average Per Vehicle		323,17	173,33	136,31	299,69	265,66	262,72	372,73	315,31	224,68	315,66	152,40	413,89	313,42	472,37	385,41	471,15	344,73	395,01	657,73	533,36	339,27

Prices Of Windscreen For All Countries In Euros

CAR MANUFACTURER		Category A						Category B						Category C					Category D		Average Per Country	
WindScreen <i>Pare - Brises</i>		Ford	Fiat	Renault	Opel	Peugeot	VW	Citroën	Ford	Fiat	Peugeot	Renault	Opel	VW	BMW	Ford	Opel	Toyota	Audi	BMW		Mercedes
		Fiesta	Punto	Clio IV	Corsa E-new	208	Polo	C4	Focus III	Bravo	308-new	Megane III	Astra J	Golf VI	3 Series	Mondeo-new	Insignia	Avensis	A4	5 Series		E Series
		Ambiente 1242 cc 2008	Pop 1242 cc 2012	Authentique 1149 cc 2014	Expression 1398 cc 2014	Access 1199 cc 2014	Bluemotion 1198 cc 2011	Business 1598 cc 2011	Trend 1596 cc 2012	Dynamic 1368 cc 2007	Access 1199 cc 2013	Authentique 1598 cc 2009	Enjoy 1598 cc 2011	Advance 1968 cc 2008	320 d 1995 cc 2012	Trend 1499 cc 2014	Essentia 1796 cc 2009	Active 1598cc 2011	Basic 1798 2009	530d 2993 cc 2011	Elegance 2200 cc 2009	
Austria	<i>Autriche</i>	312,91	260,00	216,06	255,50	234,26	217,50	224,24	444,19	270,00	342,99	217,37	294,00	269,00	251,00	413,24	351,50	356,80	286,00	317,00	382,39	295,80
Belgium	<i>Belgique</i>	238,70	244,93	184,85	236,00	233,15	257,00	216,39	325,45	268,74	321,30	171,18	245,50	317,00	238,79	315,32	293,50	319,22	335,00	301,26	541,35	280,23
Cyprus	<i>Chypre</i>	195,57	208,02	162,03	312,02	244,38	172,38	185,00	266,05	235,23	277,74	228,80	287,57	186,63	320,81	280,21	344,50	366,85	211,87	396,78	455,64	266,90
Denmark	<i>Danemark</i>	279,42	261,33	262,00	312,25	341,74	262,80	219,52	380,06	277,41	368,54	241,39	316,61	324,45	252,03	390,65	304,75	409,28	364,92	317,96	373,90	313,05
Finland	<i>Finlande</i>	189,53	243,77	227,00	258,50	166,13	212,10	151,61	252,61	254,94	254,84	264,00	271,00	262,10	301,68	244,70	313,50	322,58	302,42	380,61	467,74	267,07
France	<i>France</i>	296,73	256,82	176,82	256,00	243,75	253,50	217,13	402,62	266,07	321,30	197,65	264,50	274,15	263,92	445,88	318,00	335,18	372,40	326,42	363,54	292,62
Germany	<i>Allemagne</i>	301,72	263,38	158,41	238,50	230,00	217,50	278,14	410,46	273,86	313,77	182,91	247,50	234,50	220,86	421,87	296,50	318,07	280,00	278,61	373,24	276,99
Greece	<i>Grece</i>	179,56	248,41	139,08	248,40	161,07	186,13	154,47	251,00	259,68	239,34	159,80		230,98	286,73	252,91		255,60	292,28		461,21	235,69
Malta	<i>La Malte</i>	255,04	281,02	120,24	296,98	166,11	223,44	364,31	342,09	224,40	255,00	139,19	286,00	245,40	331,71	392,22	342,61	342,22	372,00	419,00	565,00	298,20
Norway	<i>Norvege</i>	267,40	288,23	283,23	229,29	471,50	350,50	294,48	349,98	263,66	639,98	286,36	258,97	433,28	285,42	338,94	299,79	420,06	450,78	360,08	924,36	374,81
Poland	<i>Pologne</i>	216,23	193,35	121,75	195,33	167,03	221,87	216,90	316,94	153,61	303,98	160,22	207,07	261,19	251,96	326,33	243,93	330,35	268,56	317,86	377,56	242,60
Spain	<i>Espagne</i>	303,02	249,76	137,68	236,00	228,69	218,37	202,52	322,30	259,29	293,15	168,49	247,50	270,08	305,63	315,32	293,50	336,37	303,80	385,57	370,81	272,39
UK	<i>GB</i>	247,13	261,48	186,18	256,55	310,94	246,96	316,20	288,32	348,94	357,14	211,16	297,28	314,01	319,81	322,50	428,95	283,28	308,81	403,45	363,79	303,64
Average Per Vehicle		252,54	250,81	182,72	256,26	246,06	233,85	233,92	334,77	258,14	329,93	202,19	268,62	278,67	279,26	343,08	319,25	338,14	319,14	350,38	463,12	287,04

Parts Manufacturer - Prices Of Radiator For All Countries In Euros

PARTS MANUFACTURER		Category A						Category B						Category C				Category D		Average Per Country		
Radiator Radiateur		Ford	Fiat	Renault	Opel	Peugeot	VW	Citroën	Ford	Fiat	Peugeot	Renault	Opel	VW	BMW	Ford	Opel	Toyota	Audi		BMW	Mercedes
		Fiesta	Punto	Clio IV	Corsa E-new	208	Polo	C4	Focus III	Bravo	308-new	Megane III	Astra J	Golf VI	3 Series	Mondeo-new	Insignia	Avensis	A4		5 Series	E Series
		Ambiente 1242 cc 2008	Pop 1242 cc 2012	Authentique 1149 cc 2014	Expression 1398 cc 2014	Access 1199 cc 2014	Bluemotion 1198 cc 2011	Business 1598 cc 2011	Trend 1596 cc 2012	Dynamic 1368 cc 2007	Access 1199 cc 2013	Authentique 1598 cc 2009	Enjoy 1598 cc 2011	Advance 1968 cc 2008	320 d 1995 cc 2012	Trend 1499 cc 2014	Essentia 1796 cc 2009	Active 1598cc 2011	Basic 1798 2009	530d 2993 cc 2011	Elegance 2200 cc 2009	
Austria	<i>Autriche</i>																					
Belgium	<i>Belgique</i>																					
Cyprus	<i>Chypre</i>																					
Denmark	<i>Danemark</i>																					
Finland	<i>Finlande</i>	104,00	162,00		212,00	123,00	178,00	138,00	215,00		174,00	188,00	157,00	215,00	190,00		162,00		111,00	505,00	313,00	
France	<i>France</i>	153,98	260,64	315,50	256,00		274,56		270,60	236,39	292,79	379,78	301,50	232,19	291,48	353,50	287,50	281,75	131,05	399,34	294,98	
Germany	<i>Allemagne</i>																					
Greece	<i>Grece</i>																					
Malta	<i>La Malte</i>																					
Norway	<i>Norvege</i>																					
Poland	<i>Pologne</i>	27,68	11,18	35,12	26,63	20,74	19,64	21,41	27,54	11,18	120,94	31,34	24,14	25,92	50,32	223,74	36,58	30,07	43,03	135,19	42,14	
Spain	<i>Espagne</i>	71,17	128,05	106,33		57,03	80,61	147,47	141,76	120,85	141,22	147,23	118,06	120,25	146,94		109,57	121,00	90,16	290,27	141,01	
UK	<i>GB</i>																					
Average Per Vehicle		89,21	140,47	152,32	164,88	66,92	138,20	102,29	163,73	122,81	182,24	186,59	150,17	148,34	169,69	288,62	148,91	144,27	93,81	332,45	197,78	162,51

Parts Manufacturer - Prices Of Head Lamp For All Countries In Euros

PARTS MANUFACTURER		Category A						Category B						Category C				Category D		Average Per Country			
Head Lamp Bloc Optique		Ford Fiesta Ambiente 1242 cc 2008	Fiat Punto Pop 1242 cc 2012	Renault Clio IV Authentique 1149 cc 2014	Opel Corsa E-new Expression 1398 cc 2014	Peugeot 208 Access 1199 cc 2014	VW Polo Bluemotion 1198 cc 2011	Citroën C4 Business 1598 cc 2011	Ford Focus III Trend 1596 cc 2012	Fiat Bravo Dynamic 1368 cc 2007	Peugeot 308-new Access 1199 cc 2013	Renault Megane III Authentique 1598 cc 2009	Opel Astra J Enjoy 1598 cc 2011	VW Golf VI Advance 1968 cc 2008	BMW 3 Series 320 d 1995 cc 2012	Ford Mondeo-new Trend 1499 cc 2014	Opel Insignia Essentia 1796 cc 2009	Toyota Avensis Active 1598cc 2011	Audi A4 Basic 1798 2009		BMW 5 Series 530d 2993 cc 2011	Mercedes E Series Elegance 2200 cc 2009	
Austria	<i>Autriche</i>																						
Belgium	<i>Belgique</i>	109,58	87,97	107,73		107,00	155,98	128,70	106,24	107,43	110,00	125,44	111,72	86,02	197,44		117,47			128,02			119,12
Cyprus	<i>Chypre</i>																						
Denmark	<i>Danemark</i>																						
Finland	<i>Finlande</i>	219,00	176,00			194,00	143,00	189,00					172,00		295,00		270,00	425,00	225,00	522,00	427,00		271,42
France	<i>France</i>	223,62	182,83	221,10	256,50	233,18	159,70	268,20	220,77	213,38	231,82	257,70	206,00	263,59	303,36	261,53	266,00	292,20	310,45	476,84	356,75		260,28
Germany	<i>Allemagne</i>																						
Greece	<i>Grece</i>																						
Malta	<i>La Malte</i>																						
Norway	<i>Norvege</i>																						
Poland	<i>Pologne</i>	47,72	38,88	46,95	195,33	41,73	27,79	55,31	52,75	44,62	207,54	54,75	57,16	42,08	91,39	207,77	65,56	76,75	65,68	222,59	82,11		86,22
Spain	<i>Espagne</i>	130,80	113,97	136,37		137,21	104,82	147,14	147,50	132,19		141,26	132,89	147,33	256,71		150,90	131,96	194,83	333,86	219,54		162,31
UK	<i>GB</i>																						
Average Per Vehicle		146,14	119,93	128,04	225,92	142,62	118,26	157,67	131,82	124,40	183,12	144,79	135,95	134,76	228,78	234,65	173,99	231,48	184,80	388,82	271,35		179,87

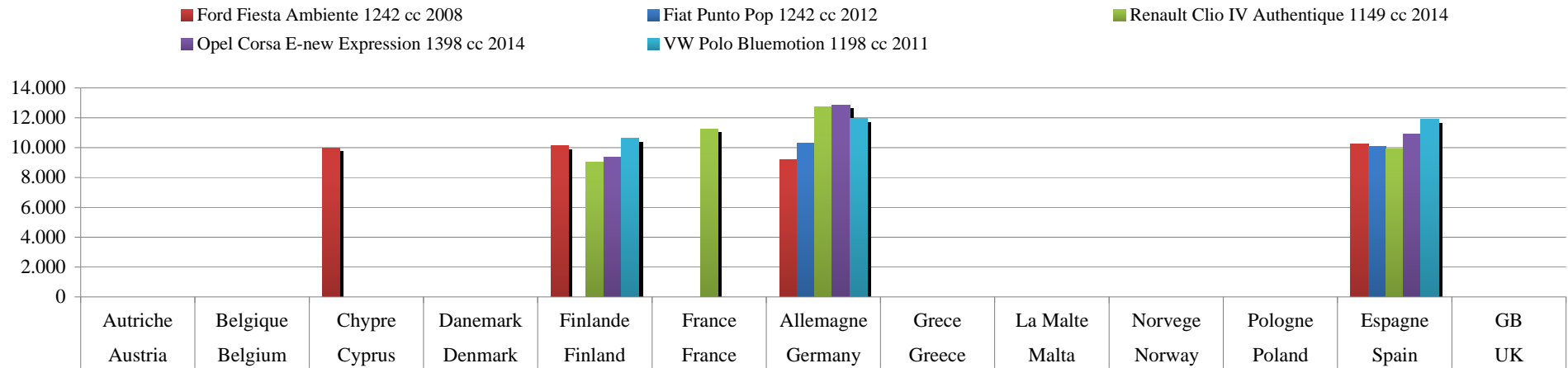
Parts Manufacturer - Prices Of Rear Lamp For All Countries In Euros

PARTS MANUFACTURER		Category A						Category B						Category C				Category D		Average Per Country		
Rear Lamp <i>Feu Ar Complete</i>		Ford Fiesta Ambiente 1242 cc 2008	Fiat Punto Pop 1242 cc 2012	Renault Clio IV Authentique 1149 cc 2014	Opel Corsa E-new Expression 1398 cc 2014	Peugeot 208 Access 1199 cc 2014	VW Polo Bluemotion 1198 cc 2011	Citroën C4 Business 1598 cc 2011	Ford Focus III Trend 1596 cc 2012	Fiat Bravo Dynamic 1368 cc 2007	Peugeot 308-new Access 1199 cc 2013	Renault Megane III Authentique 1598 cc 2009	Opel Astra J Enjoy 1598 cc 2011	VW Golf VI Advance 1968 cc 2008	BMW 3 Series 320 d 1995 cc 2012	Ford Mondeo-new Trend 1499 cc 2014	Opel Insignia Essentia 1796 cc 2009	Toyota Avensis Active 1598cc 2011	Audi A4 Basic 1798 2009		BMW 5 Series 530d 2993 cc 2011	Mercedes E Series Elegance 2200 cc 2009
Austria	<i>Autriche</i>																					
Belgium	<i>Belgique</i>	64,35	105,34	45,90			51,48		93,87		75,96	53,20	66,34	39,90		106,45	62,60		47,19		96,47	69,93
Cyprus	<i>Chypre</i>																					
Denmark	<i>Danemark</i>																					
Finland	<i>Finlande</i>	112,00	90,00					162,00			75,00	64,00	102,00	115,00		142,00	116,00	118,00	277,00		124,82	
France	<i>France</i>	121,29	105,83	95,70	95,15	86,58	70,28	131,10	253,09	95,47	109,37	76,00	163,50	68,19	159,42		137,00	133,87	114,60	220,13	201,88	128,34
Germany	<i>Allemagne</i>																					
Greece	<i>Grece</i>																					
Malta	<i>La Malte</i>																					
Norway	<i>Norvege</i>																					
Poland	<i>Pologne</i>	5,72	17,65	23,47	77,47	33,29	18,57	36,82	29,31	27,09	66,68	18,41	18,59	15,07	96,78	51,34	24,45	43,38	18,35	86,44	98,26	40,36
Spain	<i>Espagne</i>	70,97	73,62	66,24		75,74	59,18	129,41	146,57	65,61		45,92	111,67	43,47	227,69		90,45	91,06	72,36	150,11	189,64	100,57
UK	<i>GB</i>																					
Average Per Vehicle		74,87	78,49	57,83	86,31	65,20	49,88	114,83	130,71	62,72	84,00	53,71	84,82	53,73	149,72	78,89	91,30	96,08	74,10	183,42	146,56	92,80

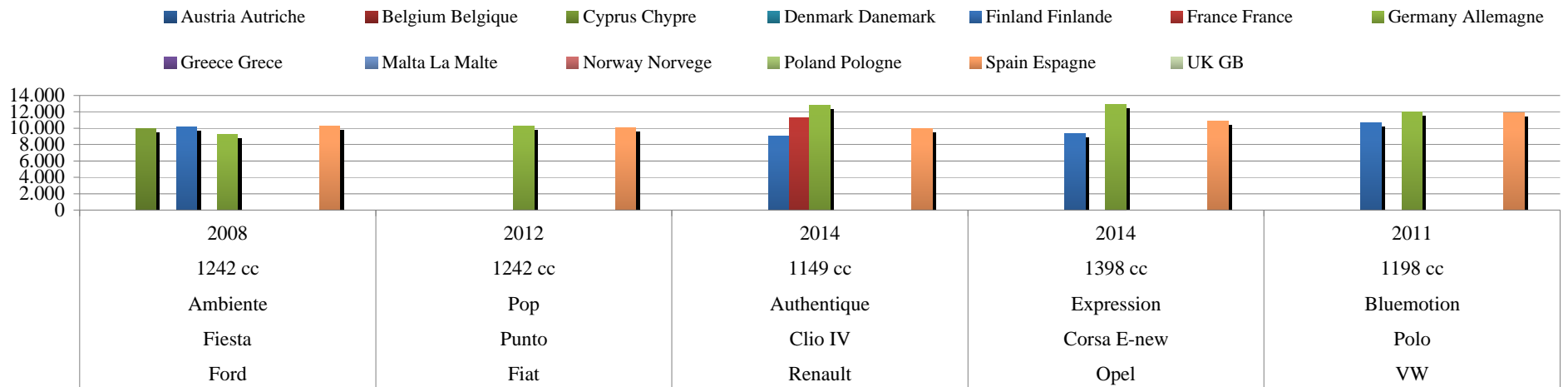
Duty Free All Vehicle Price In Euros - 2016

		Category A						Category B						Category C					Category D		Average Per Country	
		Ford Fiesta Ambiente 1242 cc 2008	Fiat Punto Pop 1242 cc 2012	Renault Clio IV Authentique 1149 cc 2014	Opel Corsa E-new Expression 1398 cc 2014	Peugeot 208 Access 1199 cc 2014	VW Polo Bluemotion 1198 cc 2011	Citroën C4 Business 1598 cc 2011	Ford Focus III Trend 1596 cc 2012	Fiat Bravo Dynamic 1368 cc 2007	Peugeot 308-new Access 1199 cc 2013	Renault Megane III Authentique 1598 cc 2009	Opel Astra J Enjoy 1598 cc 2011	VW Golf VI Advance 1968 cc 2008	BMW 3 Series 320 d 1995 cc 2012	Ford Mondeo-new Trend 1499 cc 2014	Opel Insignia Essentia 1796 cc 2009	Toyota Avensis Active 1598cc 2011	Audi A4 Basic 1798 2009	BMW 5 Series 530d 2993 cc 2011		Mercedes E Series Elegance 2200 cc 2009
<i>Austria</i>	<i>Autriche</i>																					
<i>Belgium</i>	<i>Belgique</i>																					
<i>Cyprus</i>	<i>Chypre</i>	9.990,0						15.900,0						29.000,0	18.900,0					49.350,0		24.628,00
<i>Denmark</i>	<i>Danemark</i>																					
<i>Finland</i>	<i>Finlande</i>	10.129,0		9.017,0	9.377,0	10.645,0	10.645,0	12.948,0	14.516,0	13.839,0			13.081,0	17.548,0	29.072,0	19.241,0	17.524,0	15.766,0	20.831,0	37.540,0	35.081,0	17.458,82
<i>France</i>	<i>France</i>			11.250,0		12.708,0		16.000,0					14.575,0		30.750,0							17.056,60
<i>Germany</i>	<i>Allemagne</i>	9.202,0	10.303,0	12.765,0	12.874,0	13.361,0	11.971,0	16.202,0	18.378,0	13.689,0	14.244,0	13.109,0	16.990,0	19.139,0	30.672,0	20.840,0	21.122,0	19.866,0	26.261,0	43.697,0	38.935,0	19.181,00
<i>Greece</i>	<i>Grece</i>																					
<i>Malta</i>	<i>La Malte</i>																					
<i>Norway</i>	<i>Norvege</i>																					
<i>Poland</i>	<i>Pologne</i>																					
<i>Spain</i>	<i>Espagne</i>	10.234,4	10.064,6	9.928,9	10.902,3	11.290,4	11.903,9	14.178,9	16.439,8	13.663,0	14.491,6	13.019,2	15.537,1	17.726,6	29.474,7	22.294,0	17.978,0	18.345,1	23.149,9	41.127,3	36.728,1	17.923,87
<i>UK</i>	<i>GB</i>																					
Average Per Vehicle		9.888,8	10.183,8	10.740,2	11.051,1	12.001,1	11.506,6	14.832,2	16.308,4	13.676,0	14.191,5	13.064,1	15.045,8	18.137,9	29.793,7	20.318,8	18.874,7	17.992,4	23.414,0	42.928,6	36.914,7	

Duty Free Vehicle Price In Euros For Category A Vehicles. By Country



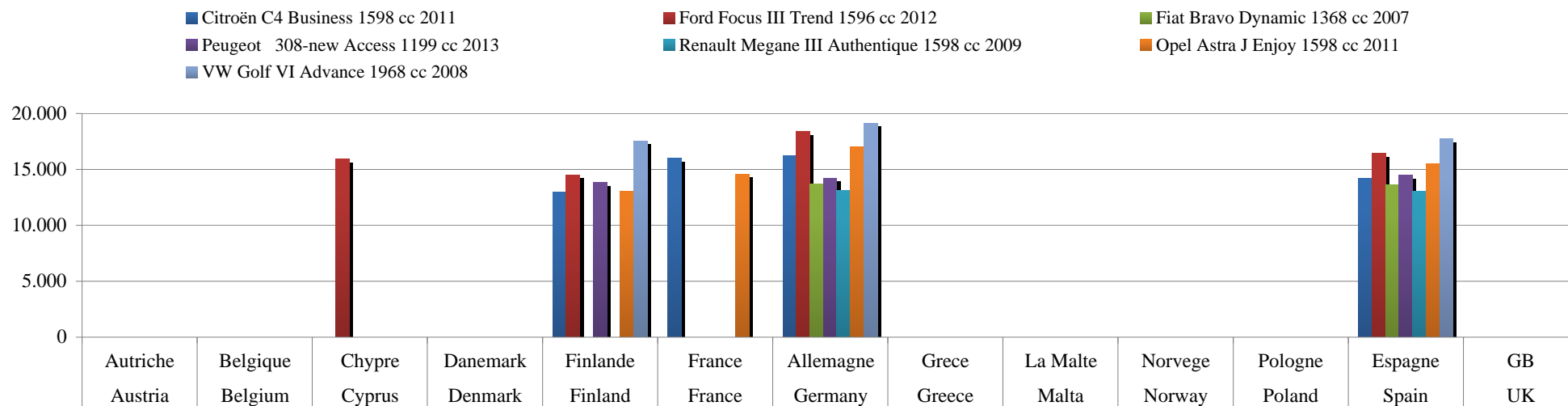
Duty Free Vehicle Price In Euros For Category A Vehicles. By Vehicle



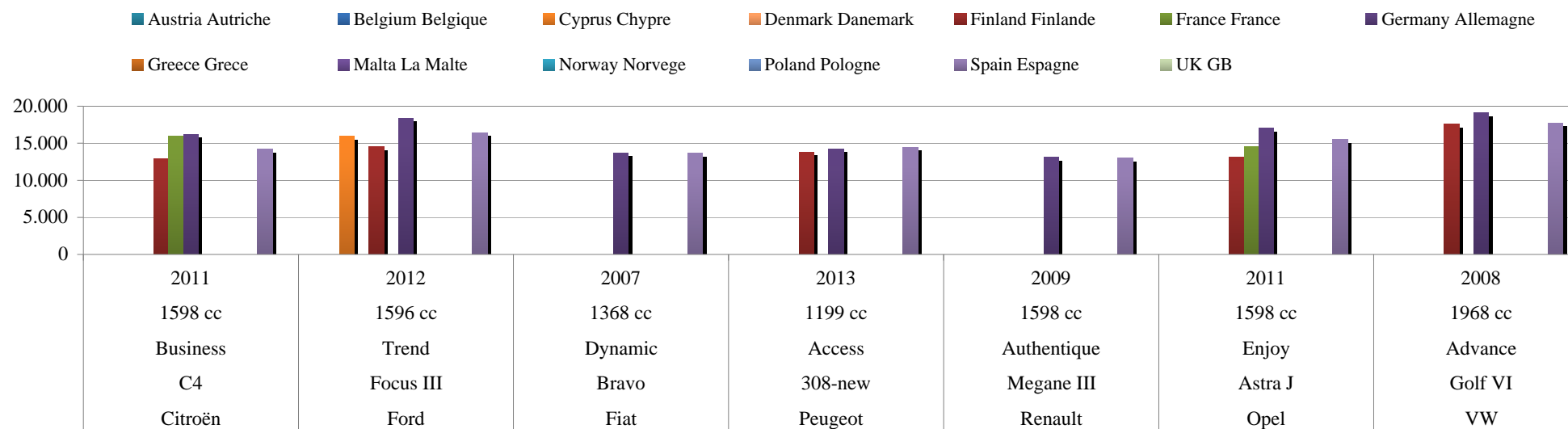
Duty Free Vehicle Price In Euros For Category B Vehicles

		Category B							
		Citroën	Ford	Fiat	Peugeot	Renault	Opel	VW	Average
		C4	Focus III	Bravo	308-new	Megane III	Astra J	Golf VI	Per
		Business	Trend	Dynamic	Access	Authentique	Enjoy	Advance	Country
		1598 cc	1596 cc	1368 cc	1199 cc	1598 cc	1598 cc	1968 cc	
		2011	2012	2007	2013	2009	2011	2008	
Austria	<i>Autriche</i>								
Belgium	<i>Belgique</i>								
Cyprus	<i>Chypre</i>		15.900,00						15.900,00
Denmark	<i>Danemark</i>								
Finland	<i>Finlande</i>	12.948,00	14.516,00		13.839,00		13.081,00	17.548,00	14.386,40
France	<i>France</i>	16.000,00					14.575,00		15.287,50
Germany	<i>Allemagne</i>	16.202,00	18.378,00	13.689,00	14.244,00	13.109,00	16.990,00	19.139,00	15.964,43
Greece	<i>Grece</i>								
Malta	<i>La Malte</i>								
Norway	<i>Norvege</i>								
Poland	<i>Pologne</i>								
Spain	<i>Espagne</i>	14.178,89	16.439,76	13.662,95	14.491,59	13.019,17	15.537,11	17.726,57	15.008,01
UK	<i>GB</i>								
Average Per Vehicle		14.832,22	16.308,44	13.675,98	14.191,53	13.064,09	15.045,78	18.137,86	

Duty Free Vehicle Price In Euros For Category B Vehicles. By Country



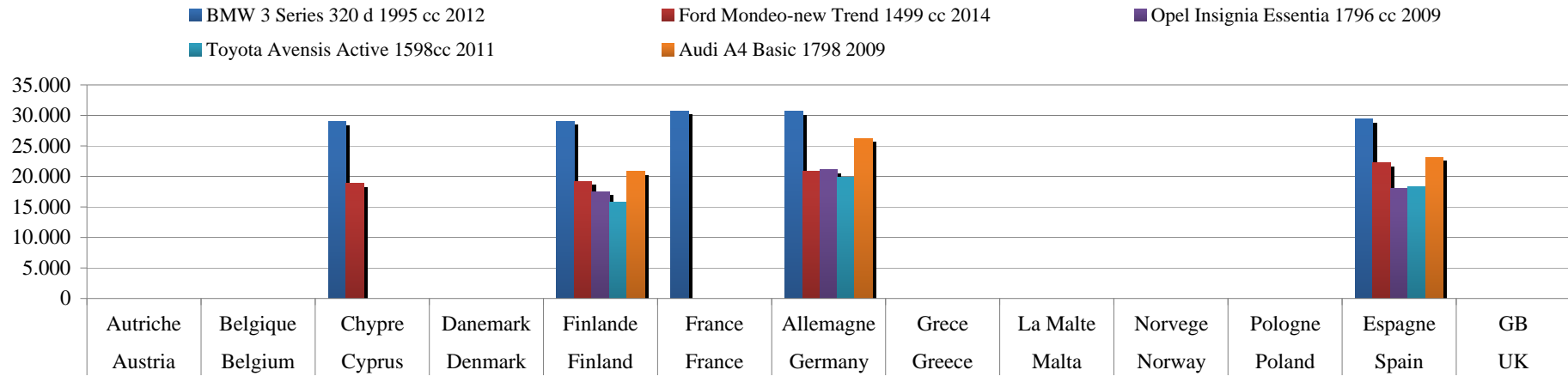
Duty Free Vehicle Price In Euros For Category B Vehicles. By Vehicle



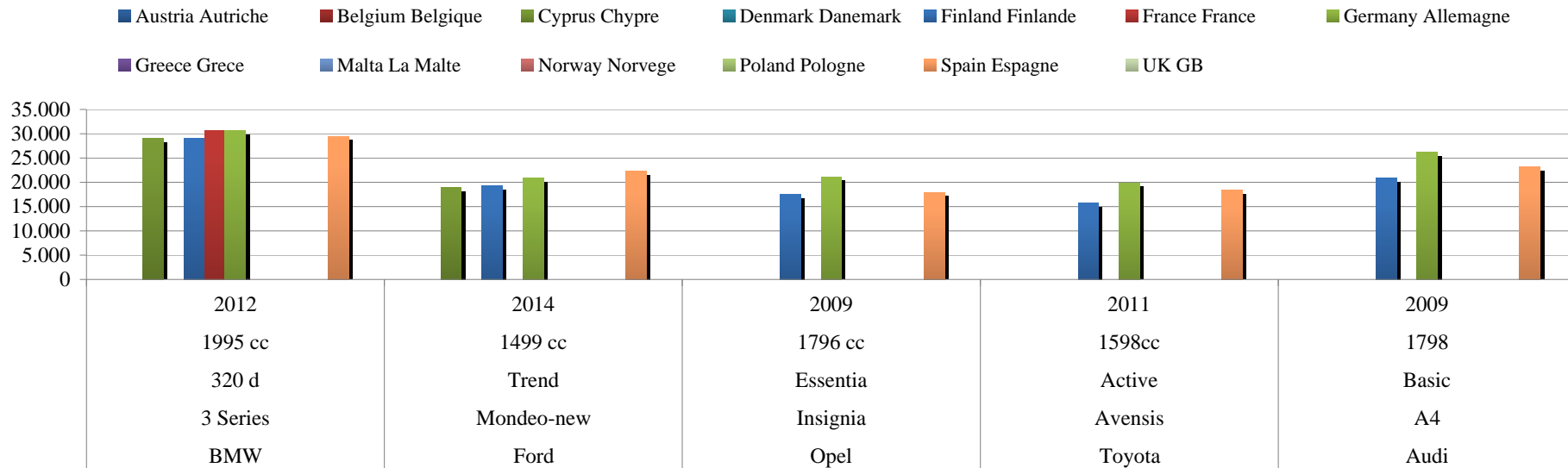
Duty Free Vehicle Price In Euros For Category C Vehicles

		Category C					
		BMW	Ford	Opel	Toyota	Audi	Average
		3 Series	Mondeo-new	Insignia	Avensis	A4	Per
		320 d	Trend	Essentia	Active	Basic	Country
		1995 cc	1499 cc	1796 cc	1598cc	1798	
		2012	2014	2009	2011	2009	
Austria	<i>Autriche</i>						
Belgium	<i>Belgique</i>						
Cyprus	<i>Chypre</i>	29.000,00	18.900,00				23.950,00
Denmark	<i>Danemark</i>						
Finland	<i>Finlande</i>	29.072,00	19.241,00	17.524,00	15.766,00	20.831,00	20.486,80
France	<i>France</i>	30.750,00					30.750,00
Germany	<i>Allemagne</i>	30.672,00	20.840,00	21.122,00	19.866,00	26.261,00	23.752,20
Greece	<i>Grece</i>						
Malta	<i>La Malte</i>						
Norway	<i>Norvege</i>						
Poland	<i>Pologne</i>						
Spain	<i>Espagne</i>	29.474,71	22.294,00	17.978,02	18.345,07	23.149,89	22.248,34
UK	<i>GB</i>						
Average Per Vehicle		29.793,74	20.318,75	18.874,67	17.992,36	23.413,96	

Duty Free Vehicle Price In Euros For Category C Vehicles. By Country



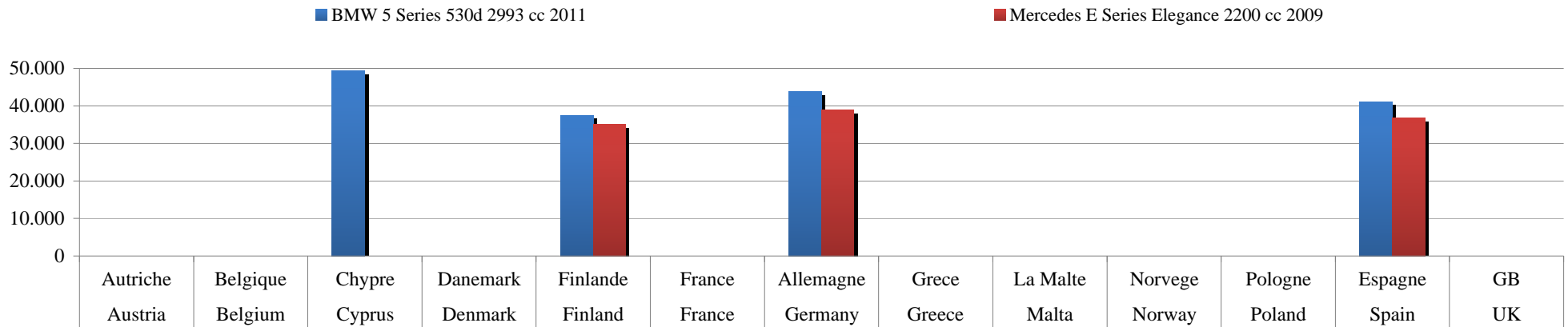
Duty Free Vehicle Price In Euros For Category C Vehicles. By Vehicle



Duty Free Vehicle Price In Euros For Category D Vehicles

		Category D		
		BMW 5 Series 530d 2993 cc 2011	Mercedes E Series Elegance 2200 cc 2009	Average Per Country
Austria	<i>Autriche</i>			
Belgium	<i>Belgique</i>			
Cyprus	<i>Chypre</i>	49.350,00		49.350,00
Denmark	<i>Danemark</i>			
Finland	<i>Finlande</i>	37.540,00	35.081,00	36.310,50
France	<i>France</i>			
Germany	<i>Allemagne</i>	43.697,00	38.935,00	41.316,00
Greece	<i>Grece</i>			
Malta	<i>La Malte</i>			
Norway	<i>Norvege</i>			
Poland	<i>Pologne</i>			
Spain	<i>Espagne</i>	41.127,28	36.728,05	38.927,67
UK	<i>GB</i>			
Average Per Vehicle		42.928,57	36.914,68	

Duty Free Vehicle Price In Euros For Category D Vehicles. By Country



Duty Free Vehicle Price In Euros For Category D Vehicles. By Vehicle

